



MONACO®

DRIVING YOUR DREAM.

THE EXECUTIVE®

 | 07

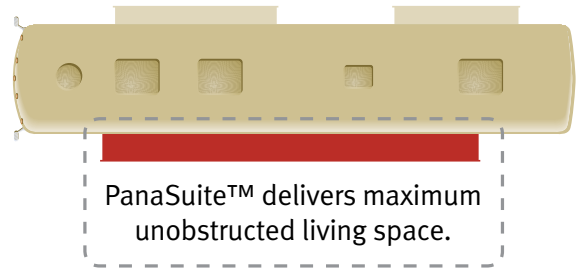


THE EXECUTIVE®



LUXURY. INNOVATION. HAPPY TRAVELERS. IT ALL SAYS MONACO.

Wherever you travel across America, it's easy to spot the Monaco owners. They're the ones with the smug, happy grins on their faces. And who could blame them? When you own a Monaco, you own the best. The best in luxury, performance, safety, technology and comfort. It's all here. And it's all yours for the taking. Come on, freedom lovers. Make your move to Monaco luxury. After all, you already know how to grin.



PANA suite™
FULL-WALL SLIDE

SMART, FRESH DESIGN.



HOW SUITE IT IS.

Here's a big idea. What if, instead of having two slides side-by-side, you had one luxurious long one? Introducing PanaSuite™, the ingenious new full-length wall slide from Monaco. Just imagine it. Roomy, residential interiors. Long, open aisles. More livability. Ahhh yes, we *thought* you'd like that.

And while we're on the subject of big ideas, have you seen our exclusive Panaview™ 1-Piece Windshield? It gives you the largest unobstructed view in the industry, for added safety and styling. PanaSuite™ and Panaview™. Two very big reasons to go Monaco.

PANAVIEW™
1-PIECE WINDSHIELD




MONACO®

DRIVING YOUR DREAM.

THE EXECUTIVE®



THE LAP OF LUXURY.





45 MATTERHORN IV | NATURAL CHERRY | RUBYRUSH

Slip off your shoes, put a little jazz on the CD player, and fall into the lap of luxury (otherwise known as The Executive). Relax and soothe your senses with contemporary new designs. Spacious seven-foot ceilings. A plush leather J-lounge. A fully automatic digital satellite system. Even a touchscreen GPS navigation system to get you where you're going.

What's left for the options column? Nothing less than satellite radio, upgradable Ralph Lauren fabrics, sculptured carpet designs, and other extreme luxuries you'll find on pages 13-15.

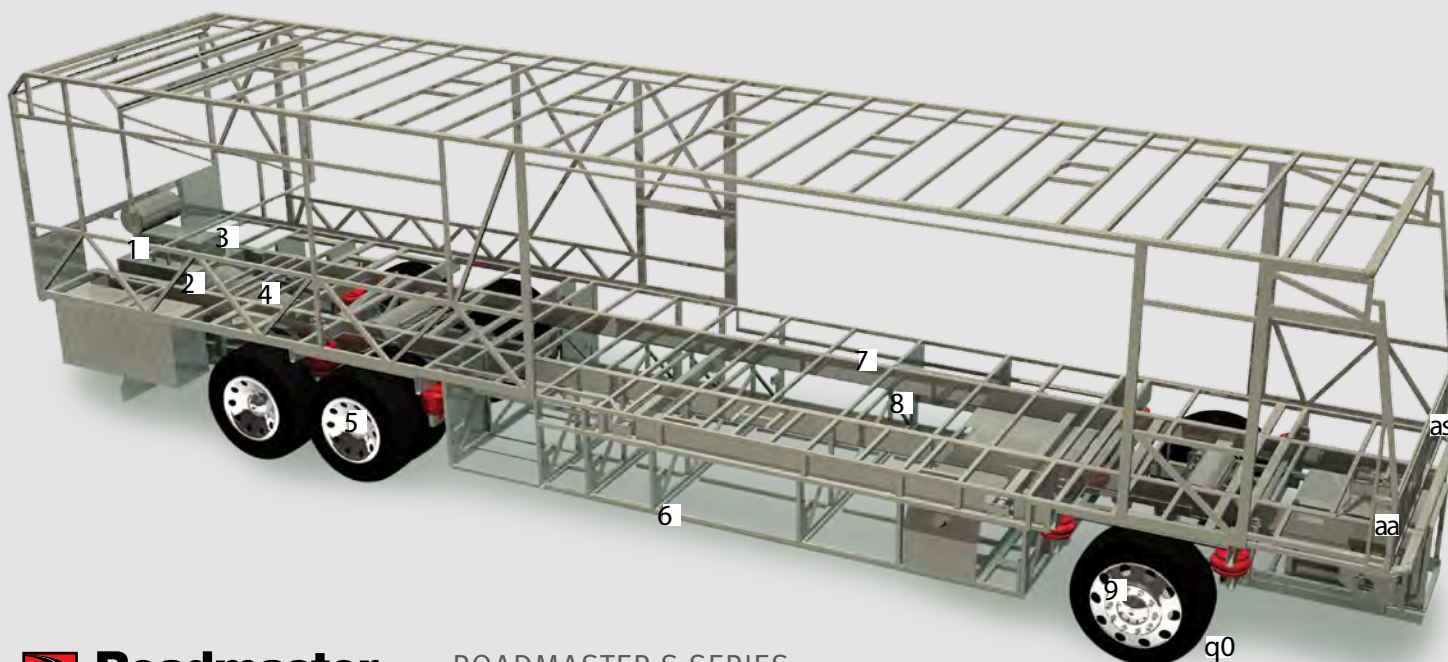
ELONGATED HANDLES. This year, everything inside the coach has been reimagined, right down to our exquisite cabinet pulls. The flat-panel door design is new, too, offering a sleek, contemporary look.

CAPTAIN'S CHAIRS. We can't decide which we like better — the fresh, new styling of the captain's chairs or all the high-tech gadgetry hidden inside: six-way power, electric lumbar support, heat and more. Overhead, there's even more to like, thanks to the 32" LCD TV and home theater system with a DVD/CD player.

DISHWASHER DRAWER. With this option, mealtime cleanup is a snap. Just stow everything in the handy dishwasher, add soap and relax.

LEGLESS CORIAN® DINETTE. This beautiful table takes a little bit of space and uses it very well. It's completely legless for starters, and the side-slide feature lets you lengthen or shorten the table, depending on how many guests you're entertaining.





ROADMASTER S-SERIES SEMI-MONOCOQUE CHASSIS

1 10,000 lb. hitch receiver offers powerful towing capacity with 7/4-way trailer plug. Pre-wired for supplemental braking system that works with your tow vehicle.

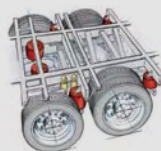
2 The three-point engine mounting system lowers the coach's center of gravity and reduces the amount of vibration that reaches the coach. The mounting also makes the engine easier to service by allowing the engine to be easily lowered through the bottom of the coach.

3 Cummins® ISM-II 500 HP engine. The highest power-to-weight ratio in its class and the patented Variable Geometry Turbocharger (VG Turbo) give you peak performance at every RPM.

4 Allison® 4000 MH 6-speed transmission for smooth shifting; our exclusive use of synthetic transmission fluid allows for up to three-year maintenance intervals.

5 Cushion Air Glide suspension system positions ten Bilstein® shocks and ten air bags, eight of which are outboard mounted with auto-leveling for greater stability, a smoother ride and the best handling in its class.

Unique three-degree rear axle tilt perfectly aligns the engine, transmission and differential, minimizing stress on the drivetrain and reducing noise in the coach.



Automatic Traction Control (ATC) eliminates wheel slippage in slick conditions and heightens control.

Tag axle lifts for added maneuverability in tight spots.

6 Basement structure rust inhibitor. To prevent corrosion, the basement storage area is constructed with pre-primed steel with rust-inhibiting paint.

7 Full-length frame rails fabricated from 3" by 8" by 1/4" 60,000 PSI structural steel; rails are spaced 44" on center for a wider stance and unmatched strength.

8 The semi-monocoque design, with trussed superstructure, distributes stress evenly throughout the entire chassis and adds strength to sidewalls and bays.


MAY WE BUILD YOU A CHASSIS?

Did you know that every Roadmaster chassis is custom designed and built for the Monaco coach that will ride on it? It's a novel idea, but our owners seem to like it. And it pays off — in better performance, safety and reliability. Owners also like the fact that Roadmaster, a division of

Monaco Coach Corporation, only does one thing: They build chassis for motorhomes. Not trucks. Not buses. Just motorhomes. So naturally, they do it better. No wonder Roadmaster is the leading high-end diesel chassis manufacturer in America.

OUTBOARD AIR BAG SUSPENSION

The outboard-mounted air bags are protected by two steel plates and are placed farther apart than the competition, providing a wider and more stable platform for the coach. The active suspension automatically adjusts the pressure of the air bags as you drive and virtually eliminates nosediving and the side-to-side body sway associated with high wind conditions, curvy roads and emergency maneuvers.




The Executive offers the gutsy power of a Cummins® ISM-II 500 HP engine with unbeatable torque at the RPM where you need it most.

9 Two-stage Jake brake system assures you of safely traveling steep grades while 6 wheel anti-lock brakes with disc brakes in front help you maintain control in severe road conditions.

q0 P295/80R/22.5 Goodyear steel belted all-season tires ensure a safe and quiet ride (G670 RV tire).

aa The TRW power steering box allows for a 50-degree front wheel turn angle in both directions for better maneuverability and returns the steering wheel back to its center position to eliminate driver fatigue.

as All chassis are equipped with steel cage construction, steel firewall and steel stepwell for added safety.



CONSTRUCTION




5-LAYER FLOORING:

- Tile, or 1/2" carpet pad and carpeting
- OSB flooring
- Decibel paper
- OSB flooring
- Waterproof Darco underbelly



LAMINATED GEL COAT FIBERGLASS SIDEWALLS:

- Gel coat fiberglass outer wall
- Luaun paneling
- R 7.5 closed cel foam seals every nook and crevice
- Heavy-gauge tubular steel and 4" steel plate backers
- Luaun paneling; walls are Vac-U-Bonded together
- Decorative wall coverings



ALL-SEASON FOAM INSULATED ROOF:

- One-piece 1/4" thick fiberglass roof, crowned for water runoff and seamlessly joined with front and rear end caps; non-skid walkways on outboard areas for added convenience
- Vapor barrier
- 3 1/2" tapered bead foam supports the crowned roof; the center tunnel houses wiring and air conditioner ducts
- 1/4" marine grade plywood sheeting
- Tubular steel framework
- R 7.5 closed cel foam seals every nook and crevice
- Luaun and vinyl paneling are Vac-U-Bonded
- Sound-absorbing, easy-to-clean padded vinyl interior headliner



THE SUN NEVER SETS ON OUR CUSTOMER SERVICE.

Need help with your coach? At Monaco, our staff is available 24/7/365 to meet your needs. Whether it's troubleshooting, operational instruction, or facilitating repairs at one of our 350 nationwide service centers, we're always on the job. Just call 877-466-6226 for technical support. And to make sure your first year of ownership is strictly

smooth sailing, we'll enroll you in our Owner Advantage Roadside Assistance Program free of charge. It's good for towing, tire repairs, and other emergency services around the clock. Want to know more? Call to arrange a tour of one of our state-of-the-art production facilities in Oregon (1-800-634-0855) or Indiana (1-800-650-7337).

THE EXECUTIVE®

STAINED OAK



NATURAL OAK



STAINED CHERRY




NATURAL CHERRY



BLACK COSMOS



CEDAR GLADE



CHOCOLATE MINT



RUBY RUSH





NATURAL MAPLE



SPICED MAPLE



WHICH WAY WILL YOU GO?

We know you love choices. That's why our designers give you so many tempting options. From mild to wild, discriminating to daring, Monaco offers lots of fun ways to go.



RALPH LAUREN BLACK PEARL



RALPH LAUREN LANDSDOWN II



Note: Colors depicted are a reasonable representation though they may not be an exact match of the actual colors due to variances in processing and production. See your dealer for actual fabric and paint chip samples.

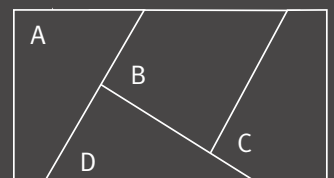
Better Stain Protection

Manufactured in, not added on. For added protection against stains, soil repellent is applied to virtually all upholstery fabric during the finishing process for superior coverage.*

* Brand and application of upholstery fabric protection may vary depending on date recreational vehicle was manufactured.

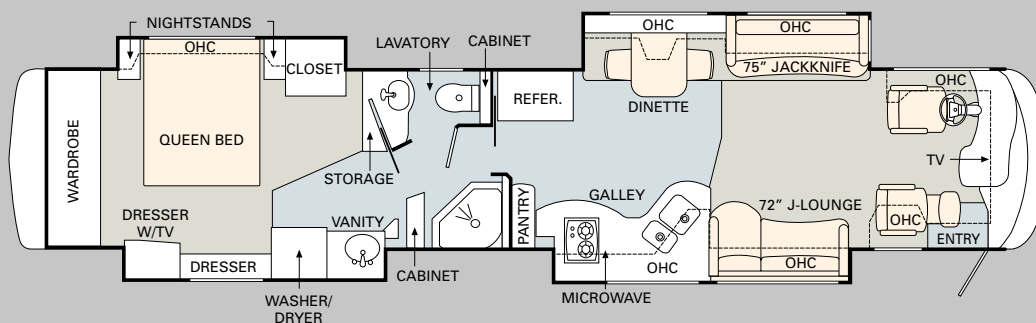


Carpet A
Dinette B
Sofa C
Bedspread D

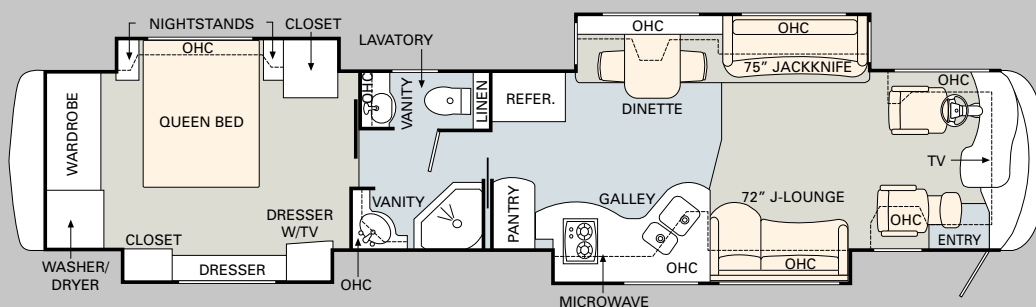


THE EXECUTIVE®

44 DENALI IV



44 SANDIA IV

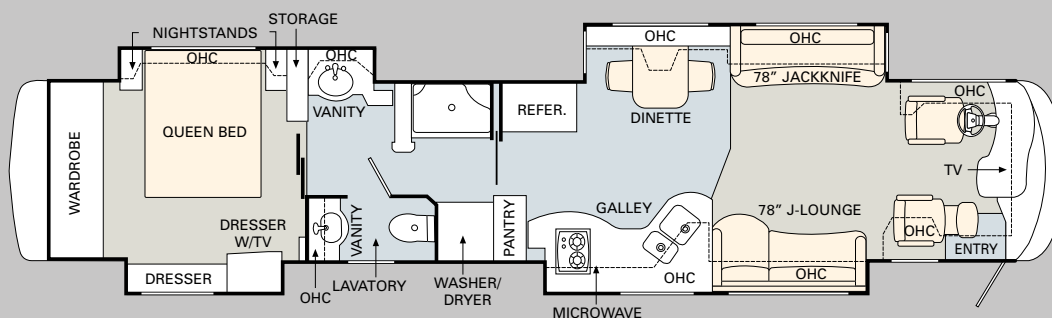


Ready to choose? The Executive for 2007 is available in a wide selection of large, livable floorplans from 42 to 45 feet, with double, triple or quad slide-outs. And this year, we're offering the new 45 McKinley II with PanaSuite™ full-length slide. It provides more than 25 feet of uninterrupted living space on the driver's side of the coach.

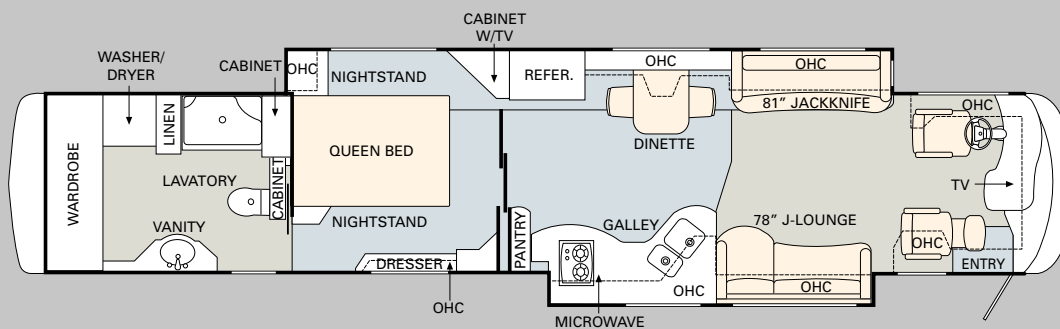
TILE CARPET

FURNITURE OPTIONS:

- Bathtub (N/A: 44 Sandia IV)
- King Bed (70" x 80")
- Roadside: Computer Table with Leather Euro-Recliner and Ottoman
- Roadside: Leather Hide-A-Bed with Air Mattress
- Curbside: Leather Sleeper J-Lounge with Drawer
- Bedroom Desk with Fabric Swivel Rocker (44 Denali IV, 44 Sandia IV)
- Fabric/Leather Sectional Booth Dinette Ensemble (Requires New Galley)



45 MATTERHORN IV



45 MCKINLEY II

ALL ROADS LEAD TO WWW.MONACOCOACH.COM.

Wherever the road takes you, you're never more than a click away from your friends at Monaco. Just go to www.monacocoach.com for all the latest product news, club dates and destinations, a dealer locator function, and factory tour information. You can also e-mail us directly through the site at any time.



	Weight Ratings (Lbs.)					Measurements	Wheelbase	Overall Length	Overall Height (with A/C (add 5" for satellite option))	Interior Height	Interior Width	Exterior Width	Tank Capacity (Gal.) ²				
	Gross Vehicle	Gross Combined ¹	Front Gross Axle	Rear Gross Axle	Tag Axle								Gray Tank	Black Tank	Fresh Tank	LP Tank ³	Fuel Tank
44 Denali IV	48,160	58,160	15,160	23,000	10,000	271"	44' 1"	12' 8"	84"	96"	100.5"	56	56	100	25	150	
44 Sandia IV	48,160	58,160	15,160	23,000	10,000	271"	44' 1"	12' 8"	84"	96"	100.5"	56	56	100	25	150	
45 Matterhorn IV	48,160	58,160	15,160	23,000	10,000	279"	44' 10"	12' 8"	84"	96"	100.5"	56	56	100	25	150	
45 McKinley II	48,160	58,160	15,160	23,000	10,000	279"	44' 10"	12' 8"	84"	96"	100.5"	56	56	100	25	150	

¹Towing capacity is limited by GCWR; your vehicle's towing capacity is the difference between the GCWR and the actual vehicle weight, including all water, fuel, passengers and cargo. Your towed vehicle should be equipped with auxiliary brakes if the weight of the towed vehicle exceeds 1,000 lbs. Consult your owner's manual for further towing information.

²All tank capacities are estimated based upon calculations provided by the tank manufacturers and represent approximate capacities. The actual "usable capacity" may be greater or less than the estimated capacities based upon fabrication and installation of the tanks.

³Actual filled LP capacity is 80% of listing due to safety shut-off required on tank.

The actual overall length of the recreational vehicle may differ from that indicated in the brochure due to variances in the manufacturing process and/or installed components. The actual length may be greater or less than that indicated. Due to the large variety of options and floorplan arrangements available to our customers, actual weights for each unit can differ significantly. Monaco Coach provides a weight sticker on each unit we produce which includes that unit's tank capacities and approximate weight. Consult your local Monaco Coach dealer for unit availability and further information. The information printed in this brochure reflects product design, fabrication, and component parts at the date of printing. The manufacturer reserves the right, at any time, to make changes in product design or material or component specifications as its sole option, without notice. This

includes the substitution of components of a different brand or trade name which will result in comparable performance. All information printed in this brochure is subject to change after the date of printing. Some features shown or mentioned in this brochure are optional and may only be available in selected floorplans. Photographs may show props or decorations that are not standard equipment on Monaco Coach models. Monaco Coach, the Monaco logo and its design, are registered trademarks. All other products and company names are trademarks and/or registered trademarks of their respective holders. While the color of the motorhome's exterior and the interior fabrics depicted in this sales brochure are fair and reasonable depictions, the colors depicted may not be an exact match of the actual colors because of the variances in photo-processing and variances caused by inserting the

photographs within the sales brochure. Due to product improvements, changes during the model year and/or transcription errors that may occur, information represented within this brochure may not be accurate at the time of your purchase. If certain information is significant to your purchasing decision, please confirm the information with your dealer prior to submitting your order. Component part and appliance manufacturers issue limited warranties covering those portions of the recreational vehicle not covered by the Limited Warranties issued by Monaco Coach Corporation. To learn which specific component parts and appliances are excluded from the Limited Warranties issued by Monaco Coach Corporation, please contact your selling dealership or Monaco Coach Corporation directly, or review the warranty packet inside the recreational vehicle.

BODY CONSTRUCTION

- › Heavy-Duty Steel Superstructure with Steel Cage Cockpit Construction
- › Seamless One-Piece Molded Crowned Fiberglass Roof
- › All-Season Foam Insulated Roof
- › Laminated Gel Coat Fiberglass Walls
- › Five-Layer Flooring with Two Layers of OSB Flooring
- › Deluxe Full-Body Paint
- › One-Piece Front Windshield
- › Triple Head Power Controlled Heated Chrome Exterior Mirrors with Turn Indicator Lights
- › Halogen Fog Lamps
- › Daytime Running Lights
- › Recessed Side Docking Lights
- › Dual Trumpet Air Horns
- › Entry Step Storage
- › Insulated Aluminum Baggage Doors with Power Locks
- › Lined Pass-Through Storage Compartments
- › Interlocking Aluminum Framed Slide-Out Houses
- › Interior Paneling with 1-1/2" Insulation
- › Rear Ladder
- › Monaco Full-Length Mud Flap with Stainless Steel Logo
- › 3M Film Front Mask

OPTIONS

- › Storage Bay Slide-Out Tray (One Side)
- › Storage Bay Slide-Out Tray (Complete Pass-Through)
- › Electric Slide-Out Storage Tray (Complete Pass-Through)
- › Exterior Sunscreens



CHASSIS/ENGINE/SUSPENSION

- › Roadmaster S-Series Semi-Monocoque Chassis
- › Cummins® ISM-II 500 HP Engine with Allison® 4000 MH 6-Speed World Transmission and Electronic Shifter
- › Torque: 1,550 lbs./ft. Max. Net
- › Engine Displacement: 661" / 11.0L
- › Dual Fuel Fill
- › 200 Amp Alternator
- › Rear Axle Ratio: 4.33:1
- › Tires: 295/80R/22.5
- › Polished Aluminum Wheels
- › Full-Cushion Air Glide Suspension with Ten Outboard Mounted Air Bags and Ten Bilstein® Shock Absorbers
- › Air Suspension with Ping Tank
- › Automatic Traction Control
- › Anti-Locking Braking System with Front Disc Brakes and Rear Drum Brakes
- › Tag Axle with Anti-Lock Braking System
- › Auto Slack Adjusters on Brakes
- › Two-Stage Jacobs Engine Brake
- › Pre-Wire for Supplemental Braking System
- › Engine Block Heater with Switch on Dash
- › Automatic Air Leveling System
- › Undercoating
- › 10,000 Lb. Hitch Receiver and 7/4-Way Trailer Plug
- › Remote Inflation Connector

OPTIONS

- › Series 60 Detroit Diesel 515 HP Engine with Allison® 4000 MH 6-Speed World Transmission and Electronic Shifter; Torque: 1,650 lbs./ft.; Engine Displacement: 858 Cu. In.
- › Cummins® ISX-525 HP Engine with Allison® 4000 MH 6-Speed World Transmission and Electronic Shifter; Torque: 1,650 lbs./ft.; Engine Displacement: 912 Cu. In.
- › Hydraulic Leveling System (Replaces Standard Air Leveling System)
- › Dual Leveling System (Air/Hydraulic)

COCKPIT

- › Fiberglass Automotive Dash with Eagle Burlwood Instrumentation Panel, Two-Tone Vinyl, White Gauges with Black Lettering and Gun Metal Bezels
- › In-Dash Stereo with AM/FM Stereo with Multi-Disc CD Changer
- › GPS Navigation System with Touchscreen
- › Color Rear Vision System
- › Aladdin™ Video Coach System with Integrated Compass and Temperature Gauge
- › CB Radio Prep (Cable and Antenna)
- › Manual Privacy Drape
- › Power Sunvisors
- › Pilot and Co-Pilot Side Window Manual Sunscreens
- › Adjustable Brake and Accelerator Pedals
- › Lighted VIP Smartwheel® with Controls for Windshield Wipers, ICC and Cruise Control
- › Audible Turn Signals
- › Cruise Control Light on Dash
- › 6-Way Power Pilot and Co-Pilot Seats with Electric Lumbar and Heat; Electric Sliding Seat Cushion and Memory Capabilities on Pilot Seat; Power Footrest on Co-Pilot Seat
- › 12V and 110V Outlet at Dash
- › Digital/Analog Cellular Antenna
- › Carpeted Driver and Passenger Floor Mats

OPTIONS

- › Power Cockpit Window Blinds
- › Electric Privacy Drape
- › CB Radio
- › XM Satellite Stereo (Requires Subscription)
- › Sirius Satellite Radio System (Requires Subscription)
- › SEE-Vision Coach Monitoring System

APPLIANCES AND ACCESSORIES

- › Four-Door Refrigerator with Ice Maker and Flat Panel Doors
- › Recessed High-Output 2-Burner Cooktop with Flush-Mount Covers
- › Spacesaver Convection Microwave with Touch Control
- › Electric TV Antenna
- › Fully Automatic Digital Satellite System with Second Receiver for Bedroom
- › 32" LCD TV Mounted in Front of Co-Pilot Seat
- › 32" LCD TV Mounted in Entertainment Center behind Dinette Area (45 Whitney IV Only)
- › 20" LCD TV in Bedroom
- › Bose® Wave Radio in Bedroom
- › Home Theater System with DVD/CD Player
- › Bedroom DVD Player
- › Universal Remote System (Living Area TV)

OPTIONS

- › Residential Refrigerator with 4 Additional Batteries
- › Combination Washer/Dryer
- › Stackable Washer/Dryer
- › Central Vacuum System
- › Dishwashing Drawer
- › 37" LCD TV Mounted in Living Area Ceiling
- › In-Motion Digital Satellite System with Second Receiver for Bedroom
- › In-Motion Digital Satellite System with HD-Ready Receiver (HD N/A on Bedroom TV)
- › Exterior 32" Sharp LCD TV (N/A on Floorplans without Patio Slide-Out)

INTERIOR

- › Stained or Natural Oak Cabinetry
- › Lined Cabinet Shelves
- › Dinette Wall Cabinet with Corian® Top
- › Built-In Storage Area for Galley Sink Covers
- › Bedroom Dresser
- › Clothing Hamper in Bedroom
- › Low-Friction Roller Drawer Guides
- › Recessed Ceiling Design
- › Corian® Countertops Throughout
- › Integrated Corian® Sinks in Vanity and Galley
- › Backlit, Etched Glass Backsplash in Galley (N/A with Ralph Lauren Decors)
- › Tile Backsplash in Vanity Area
- › Glass Splash Guard at End of Galley Area
- › Day/Night Shades with Blackouts Throughout
- › Mini-Blinds in Kitchen and Bath
- › Wallpaper Throughout
- › Corian® Cutting Board
- › Four-Compartment Drawer Organizer in Galley
- › Designer Textured Carpet in Living Area and Bedroom
- › Ceramic Tile Flooring in Kitchen and Bathroom
- › Ceramic Tile Flooring in Cockpit Area
- › Flat Panel Door for Private Bath
- › Bedspread and Pillows
- › Nightstands with Corian® Countertops
- › Corian® Windowsills in Living Area
- › Recessed Galley Area Surround Sound Speakers
- › Satin Nickel Hardware Throughout
- › Decorative Hardwood Slide-Out Fascia Trim

OPTIONS

- › Interior Decors: Chocolate Mint, Cedar Glade, Black Cosmos, Ruby Rush
- › Ralph Lauren Decors: Landsdown II, Black Pearl
- › Cabinetry: Stained or Natural Cherry, Natural or Spiced Maple
- › Ceiling Fan in Bedroom
- › Sculptured Carpeting in Living Area
- › Plank Flooring in Kitchen and Bath
- › Under-Mounted Glass Sink in Vanity

FURNITURE

- › Legless Side-Slide Corian® Dinette Table with Two Freestanding Dinette Chairs and Two Folding Chairs
- › Roadside: Fabric Jackknife Sleeper Sofa with Drawer
- › Curbside: Leather Sleeper J-Lounge with Drawer
- › Additional Bedroom Wardrobe (44 Denali IV, 44 Sandia IV)
- › Queen Bed with Pillowtop Hinged Mattress

OPTIONS

- › King Bed (70" x 80")
- › Queen Air Mattress with Digital Remote
- › King Air Mattress with Digital Remote
- › Roadside: Computer Table with Leather Euro-Recliner and Ottoman
- › Roadside: Leather Hide-a-Bed
- › Roadside: Leather Hide-a-Bed with Air Mattress
- › Curbside: Leather Sleeper J-Lounge with Drawer
- › Bedroom Desk with Fabric Swivel Rocker (44 Denali IV, 44 Sandia IV)
- › Fabric/Leather Sectional Booth Dinette Ensemble (Requires New Galley)

ELECTRICAL SYSTEMS AND LIGHTS

- › 50 Amp 120/240V Distribution Panel and Power Cord with Quick Disconnect
- › Power Cord Reel
- › Onan® 10.0 kW QD Generator on Power Slide-Out Tray with Auxiliary Start Switch and Automatic Temperature Start
- › 2,800 Watt Pure Sine Wave Inverter with Auto Gen Start and Auto Temp Start
- › Halogen Map Lights above Driver/Passenger Seating
- › Decorative Lighting in Living Area and Bedroom
- › Cosmetic Vanity Lights in Bathroom
- › Switches for Bedroom Decorative Lights on Both Sides of Bed
- › Recessed Halogen Lighting under Living Room and Dinette Overhead
- › Halogen Lighting under Living Room and Dinette Overhead
- › Accent Rope Lighting Throughout Coach
- › Lighted Utility Center
- › Underhood Utility Light
- › 120V Outlet in Private Bath
- › 120V Outlet in Bed Base
- › 120V Receptacles in Outside Storage Compartment
- › Porch Light
- › Doorbell
- › Lighted Exterior Storage Compartments
- › Four 6V Deep Cycle House Batteries
- › Two 12V Chassis Batteries
- › Surge Guard™ Automatic Transfer Switch
- › Multiplex 12V Wiring for Dash/Instrument Panel Gauges and Interior of Coach

OPTIONS

- › Solar Panel



PLUMBING AND LP SYSTEMS

- › Central Water Filtration System in Service Bay
- › Manabloc Water System for Entire Coach
- › Insulated Systems Compartment with Easy Access to Hook-Up
- › Water Pump Switch in Galley, Bathroom and Service Bay
- › China Toilet
- › Super Service Center
- › Corian® Shower with Stainless Tile and Shower Caddy
- › Shower Head Volume Control
- › RV Sani-Con Tank Drainage System
- › Black Holding Tank Rinsing System
- › Outside Faucet with Hot and Cold Water
- › Power Water Hose Reel
- › Soap Dispenser in Kitchen

OPTIONS

- › Ozone Water Filter at Kitchen Sink
- › Insta-Hot® Water System
- › Bathtub (N/A: 44 Sandia IV)

HEATING, VENTS AND AIR CONDITIONING

- › Aqua-Hot® Heating System
- › Two Low-Profile Ducted 15M BTU Roof Air Conditioners with Wall Thermostat and Heat Pump (40' Floorplans Only)
- › Three Low-Profile Ducted 15M BTU Roof Air Conditioners with Wall Thermostat and Heat Pump (N/A: 40' Floorplans)
- › Electronic AC/Heat Climate Control System
- › Center Defroster Vents
- › 12V Attic Fan with Wall Thermostat in Bathroom, Private Lavatory and Kitchen

OPTIONS

- › One Low-Profile 110V Baseboard Heater

WINDOWS, DOORS AND AWNING

- › Flush-Mount Radius Dual Pane Safety Glass Dark Tinted Windows
- › Front Entry Door with Air Seal and Removable Top Screen
- › Keyless Remote Entry System with Pocket Remote
- › Tinted Skylight in Bathroom
- › Topper Awnings on Slide-Out Houses
- › Roof-Mounted Girard® Automatic Front Patio Awning

OPTIONS

- › Automatic Front Door Awning
- › Roof-Mounted Girard® Automatic Rear Patio Awning
- › Window Awnings on All Slide-Out House Windows

SAFETY

- › Back-Up Alarm
- › Fire Extinguisher
- › Deadbolt Lock on Entrance Door
- › Lighted Interior and Exterior Grab Handles
- › 120V GFI Protected Circuit
- › LP Gas Detector
- › Smoke Detector
- › Carbon Monoxide Detector
- › Integrated Pilot and Co-Pilot Three-Point Seatbelts
- › Third Brake Safety Light
- › Egress Window

COME ON, FELLOW TRAVELERS. Haven't you waited long enough to drive your dream? It's your turn now. And Monaco is here to make it all happen. With high-line, high-performing coaches that lead the way in quality, comfort and safety. So grab a road atlas and climb aboard. The coach of your dreams is just ahead.



DEALER:



MONACO®

DRIVING YOUR DREAM.

91320 Coburg Industrial Way, Coburg, OR 97408 | 800 634-0855

www.monacocoach.com

Monaco Coach Corporation is traded on the NYSE under the listing MNC. | 0306 NPN: BROMEXE