



**STARWOOD LX & SL
FIFTH WHEEL & TRAVEL TRAILER**

2006



BEHIND EVERY ADVENTURE

LX INTERIORS



› LX Travel Trailer 32FKD

- A - Living Area
- B - Kitchen with New Vintage Oak Cabinetry
- C - Bathroom
- D - Bedroom with Mirrored Sliding Door Wardrobe



2006 STARWOOD LX FIFTH WHEEL & TRAVEL TRAILER

Welcome to the first glimpse of the all new Starwood LX fifth wheel and travel trailer. If your adventures lead you into the rugged wilderness, this is your oasis of civilized creature comforts. The LX models combine the very best in lightweight convenience and luxurious residential styling. Along with beautiful decors and woodwork, you'll enjoy many impressive details, including a kitchen countertop with Corian® edge and tile backsplash, a high-profile faucet and color-coordinated vertical shades. Yes, this is your new getaway home.

› LX Fifth Wheel 28 RLD

- A - Living Area
- B - Bathroom
- C - Bedroom with Mirrored Sliding Door Wardrobe
- D - Kitchen with 8 Cu. Ft. Refrigerator

LX SPECIFICATIONS

STARWOOD LX		FW	TT			FW	TT			FW	TT				
BODY CONSTRUCTION: FEATURES				OPTIONS				INTERIOR: FEATURES				FURNITURE: FEATURES			
2" Laminated Sidewall Construction with Welded Tubular Aluminum Studs		•	•	Shock Absorbers		•	•	New Vintage Oak Cabinets		•	•	Queen Bed in Bedroom Slide-Out (Nightstands N/A: 28RLD, 29RKS, 32FKD, 34SKD)		•	•
I-Beam Frame		•	•	Chrome Wheels		•	•	Cathedral Raised Panel Overhead Cabinet Doors		•	•	Bunk Beds with Bottom Bed Able to Fold Up for Additional Storage (32BHS Only)			•
Front Molded Fiberglass Cap		•	•	Full LP Bottle Cover			•	Oak Flat Panel Base Cabinet Doors		•	•	Color-Coordinated Bedspread		•	•
Lamilux 1000 Smooth White Fiberglass Exterior Walls		•	•	Bike Rack with Tire Carrier		•	•	Brushed Nickel Cabinet Hardware and Accessories		•	•	Headboard		•	•
Oversized Radius Exterior Storage Door with Below-Floor Storage		•	•	Lighted Power Hitch Jack			•	Laminate Dinette Booth Table Top with Self Edge		•	•	Built-In Table between Rear Chairs (31CKS, 34SKD, 38RLD Only)		•	•
Color-Coordinated Painted Skirts		•	•	APPLIANCES: FEATURES				Laminate Lavatory Countertop with Self Edge		•	•	Jackknife Sleeper Sofa (N/A: 32BHS)		•	•
Pass-Through Storage (N/A: 32FKD, 34SKD)		•	•	8 Cu. Ft. Refrigerator (N/A: 32BHS)		•	•	Laminate Kitchen Countertop with Corian® Edge		•	•	Hide-A-Bed Sofa (32BHS Only)		•	
Molded ABS Fender Skirts		•	•	6 Cu. Ft. Refrigerator (32BHS)			•	Countertop Backsplash in Kitchen		•	•	Swivel Barrel Chairs		•	
5/8" Sturdi-Wood Flooring		•	•	6 Panel Refrigerator Insert			•	Metal Drawer Guides Throughout		•	•	Swivel Barrel Chair(s) (31CKS, 32FKD, 34SKD Only)			•
3/8" Full Walk-On Roof		•	•	Microwave with Touch Control		•	•	Kitchen Sink Cover		•	•	Wood Booth Dinette and Arched Back Cushions		•	•
5" Roof Trusses, 16" on Center		•	•	High-Output 3-Burner Range with Oven		•	•	Woodgrain Passage Doors		•	•	OPTIONS			
Rear Ladder		•	•	Built-In Oak Knife Holder behind Stove		•	•	TV Cabinet in Bedroom Overhead		•	•	Swivel Barrel Chair (27SKS, 30SKS Only)			•
Flat Floor Slide Room with Manual Backup		•	•	AM/FM, CD Stereo with 4 Speakers		•	•	TV Shelf in Bedroom			•	Fabric Recliner(s) (N/A: 32BHS)		•	•
2-5/16" Ball Coupler			•	Systems Monitor Panel (Battery Charge, Water Heater and Water Pump Switch)		•	•	Laundry Hamper Chute		•	•	Hide-A-Bed Sofa		•	•
Seamless Exterior Roof Membrane		•	•	OPTIONS				Carpet and Pad in Living Area and Bedroom		•	•	Freestanding Dinette Table with Four Wood Chairs		•	•
Extended Hitch Pin		•		10 Cu. Ft. Refrigerator (N/A: 32BHS)		•	•	Linoleum in Kitchen, Bath and Entry		•	•				
5,200 Lb. E-Z Lube Tandem Axles with Electric Brakes		•	•	Bi-Fold Range Cover		•	•	Medicine Cabinet with Mirror in Bathroom		•	•				
Frame-Mounted Entry Steps		•	•	27" Color TV with Remote in Living Room			•	Overhead Cabinets in Main Floor Slide-Out above Sofa and Dinette		•	•				
Stabilizer Jacks (Rear FW Only)		•	•	19" Color TV with Remote in Living Room			•	Mini Struts in Main Living Area on Overhead Cabinet Doors		•	•				
Front Electric Jacks		•		Home Theater Surround Sound System		•	•	Coat Rack/Hooks (32BHS Only)			•				
Heated, Insulated and Enclosed Underbelly, Including All Holding Tanks		•	•	Washer/Dryer Prep with 50 Amp Service and 10 Gal. Water Heater (32FKD/34SKD Only)			•	OPTIONS							
Spare Tire with Sport Wheel and Vinyl Tire Cover		•	•	Vented Washer/Dryer, Stacked with 50 Amp Service and 10 Gal. Water Heater (32FKD, 34SKD Only)			•	Decors: Plum Creek, Cheshire Green, Tree Bark		•	•				
Stylized 15" Radial White Sport Wheels with Black Center Hub		•	•					Kitchen Countertop Extension (N/A: 32FKD)		•	•				
								Designer Accessory Package		•	•				

LX SPECIFICATIONS



STARWOOD LX		FW	TT			FW	TT			FW	TT	
ELECTRICAL SYSTEMS AND LIGHTS: FEATURES								SAFETY: FEATURES				
Electrical Management System (30 Amp/12V with 55 Amp Converter)				ABS Tub with Surround, Shower Curtain (N/A: 30SKS, 32FKD, 34SKD)				Manual Roof Vent (Rear Vent and Front Bedroom)			Fire Extinguisher	
Decorative Wall Light with Swing Arm in Living Area (31CKS, 34SKD Only)				ABS Neo-Angle Shower with One-Piece Surround with Shower Curtain (N/A: 27SKS, 31CKS, 32BHS)				12V Roof Vent in Bathroom			Deadbolt Lock(s) on Entrance Door(s)	
Porch Light				Satin Nickel Shower Fixtures and Faucet				OPTIONS			120V GFI Protected Outlets	
Hitch Light				Outside Shower				One Carrier 15,000 BTU High-Capacity Rooftop Air Conditioner ILO			Breakaway Switch	
Trunk Light				Thetford Toilet				13,500 BTU with Remote Control			Safety Chains	
Disconnect and Battery Box				Two 30 Lb. LP Tanks with Automatic Changeover				WINDOWS, DOORS AND AWNINGS: FEATURES			LP Gas Detector	
Security Light with Lighted Switch				LP Bottle Valve Cover with Graphic				Main Awning			Smoke Detector	
Wineguard® TV Antenna with Booster				Chrome Bumper Cover (Sewer Hose Storage Tube)				Tinted Radius Windows, Safety Glass			Egress Window(s)	
Exterior Cable or Satellite Receptacle				OPTIONS				Tinted Skylight in Bathroom				
				No-Fuss Flush Holding Tank Rinsing System				Front Window with Stoneguard Awning (N/A: 34SKD)				
OPTIONS				10-Gallon LP Gas/Electric Water Heater with Electronic Ignition (N/A: 27SKS)				Main Entrance Door with Anti-Skid Steps				
Solar Prep				ABS Neo-Angle Shower with Glass Door (30SKS, 32FKD, 34SKD)				Swing-Out Entry Door Handle				
50 Amp Service (32FKD, 34SKD Only)				ABS Tub with Triple Pane Glass Door (N/A: 30SKS, 32FKD, 34SKD)				WINDOW TREATMENTS: FEATURES				
				HEATING, VENTS AND AIR CONDITIONING: FEATURES				Pleated Night Shades in Living Area and Bedroom				
PLUMBING AND LP SYSTEMS: FEATURES				30M BTU Hydroflame Electronic Ignition Furnace				Living Room: Padded Valances and Drapes				
Deep Double-Bowl Kitchen Sink with Chrome High-Profile Double-Handle Faucet				One Carrier 13,500 BTU Rooftop Air Conditioner with Remote Control				Kitchen: Mini Blinds and Valance				
Demand Water System with SHURflo® Water Pump				In-Floor Heating System				Bedroom: Padded Valance with Drape				
6-Gallon LP Gas/Electric Water Heater with Electronic Ignition (DSI)								Color-Coordinated Vertical Blinds (N/A: 29RKD)				
Extra Large Lavatory with Double-Handle Satin Nickel Faucet								Color-Coordinated Vertical Blinds (31CKS, 34SKD Only)				
Water Heater Bypass Kit								OPTIONS				
								Pleated Day/Blackout Shades in Living Area and Bedroom				

LX SPECIFICATIONS

■ FIFTH WHEEL ONLY ■ TRAVEL TRAILER ONLY

WEIGHTS*	28 RLD	29 RKD	27 SKS	30 SKS	31 CKS	32 BHS	32 FKD	34 SKD
Gross Vehicle Weight Rating (Lbs.)	12,400	12,400	10,100	10,100	10,100	10,100	10,100	10,100
Hitch Weight (Lbs.)	2,140	2,060	TBD	690	660	750	1,240	1,010
Axle(s) Weight (Lbs.)	5,200	5,200	5,200	5,200	5,200	5,200	5,200	5,200
Unloaded Vehicle Weight (Lbs.)	9,150	8,840	TBD	6,710	7,320	7,340	8,140	8,130
Net Carrying Capacity (NCC) (Lbs.)	3,250	3,560	TBD	3,390	2,780	2,760	1,960	1,970
Tire Size	15"	15"	15"	15"	15"	15"	15"	15"
Tire Load Range	D	D	D	D	D	D	D	D
MEASUREMENTS								
Overall Length	31' 9"	32' 5"	28' 5"	30' 2"	32' 5"	33' 6"	33' 6"	35' 1"
Overall Height (Including A/C)	12' 3"	12' 4"	TBD	11' 1"	11' 0"	11' 1"	11' 1"	11' 0"
Exterior Width	98"	98"	98"	98"	98"	98"	98"	98"
Awning Length	19'	18'	15'	17'	18'	18'	17'	20'
TANK CAPACITIES**								
Water Heater (Gal.)	6	6	6	6	6	6	6	6
Gray Tank (Gal.)	40/40	40/40	40/40	40/40	40/40	40/40	40/40	40/40
Black Tank (Gal.)	40	40	40	40	40	40	40	40
Fresh Tank (Gal.)	50	50	50	50	50	50	50	50
LP Tank (Gal.)***	30 (2)	30 (2)	30 (2)	30 (2)	30 (2)	30 (2)	30 (2)	30 (2)

* Weights may vary by options.

** Variances in the fabrication and installation of the tanks may cause the actual "usable capacity" to be greater or less than the capacities designated above.

*** Actual filled LP capacity is 80% of listing due to safety shut-off required on tank.

Due to the large variety of options and floorplan arrangements available to our customers, actual weights for each unit can differ significantly. McKenzie provides a weight sticker on each unit we produce which includes that unit's tank capacities and approximate weight. Consult your local McKenzie dealer for unit availability and further information.

The information printed in this brochure reflects product design, fabrication, and component parts at the date of printing. The manufacturer reserves the right, at any time, to make changes in product design or material or component specifications as its sole option, without notice. This includes the substitution of components of a different brand or trade name, which will result in comparable performance. All information printed in this brochure is subject to change after the date of printing. Some features shown or mentioned in this brochure are optional and may only be available in selected floorplans. Photographs may show props or decorations that are not standard equipment on McKenzie models. McKenzie, the McKenzie logo and its design, are registered trademarks. All other products and company names are trademarks and/or registered trademarks of their respective holders.

While the color of the towable's exterior and the interior fabrics depicted in this sales brochure are fair and reasonable depictions, the colors depicted may not be an exact match of the actual colors because of the variances in photo-processing and variances caused by inserting the photographs within the sales brochure. Due to product improvements, changes during the model year and/or transcription errors that may occur, information represented within this brochure may not be accurate at the time of your purchase. If certain information is significant to your purchasing decision, please confirm the information with your dealer prior to submitting your order.

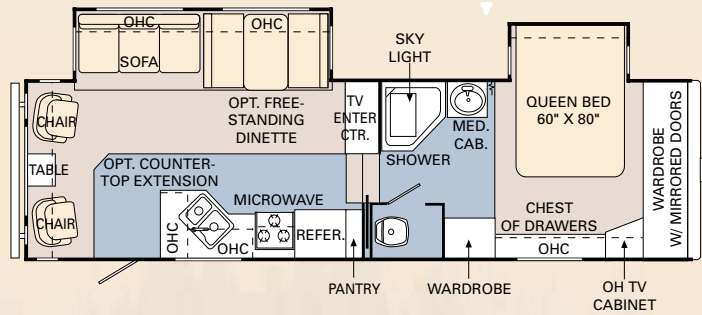
The actual overall length of the recreational vehicle may differ from that indicated in the brochure due to variances in the manufacturing process and/or installed components. The actual length may be greater or less than that indicated.

Component part and appliance manufacturers issue limited warranties covering those portions of the recreational vehicle not covered by the Limited Warranties issued by Monaco Coach Corporation. To learn which specific component parts and appliances are excluded from the Limited Warranties issued by Monaco Coach Corporation, please contact your selling dealership or Monaco Coach Corporation directly, or review the warranty packet inside the recreational vehicle.

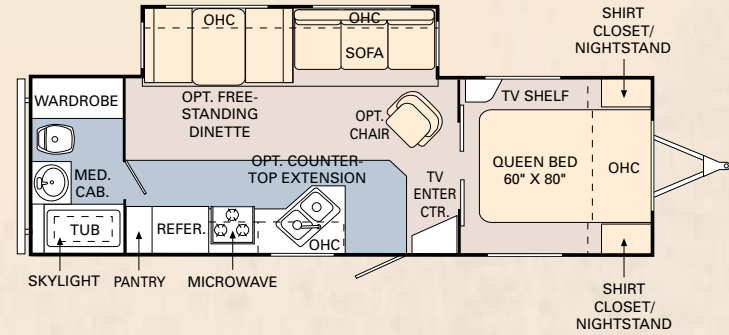
LX FLOORPLANS

■ LINOLEUM □ CARPET

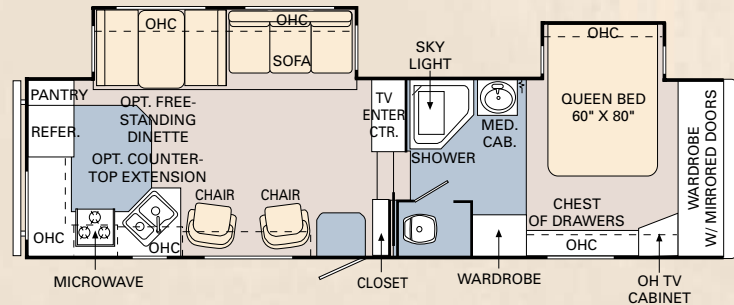
FW 28 RLD



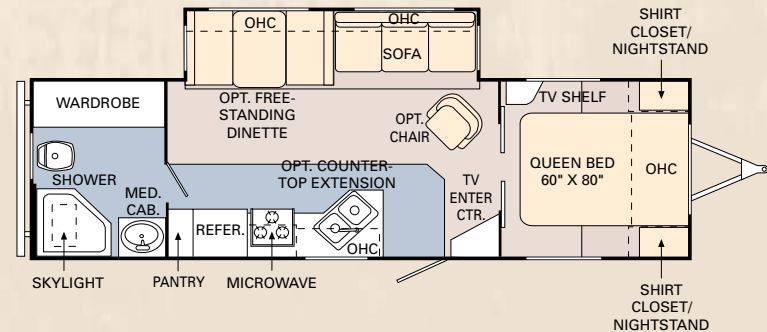
TT 27 SKS



FW 29 RKD



TT 30 SKS



AT MCKENZIERV.COM, WE'RE ALWAYS OPEN.

Visit our website anytime day or night to check out the latest product news and updates. You can also take a factory tour, find a dealer near you, get information on club events and much more. It's also an easy way to contact us via e-mail.

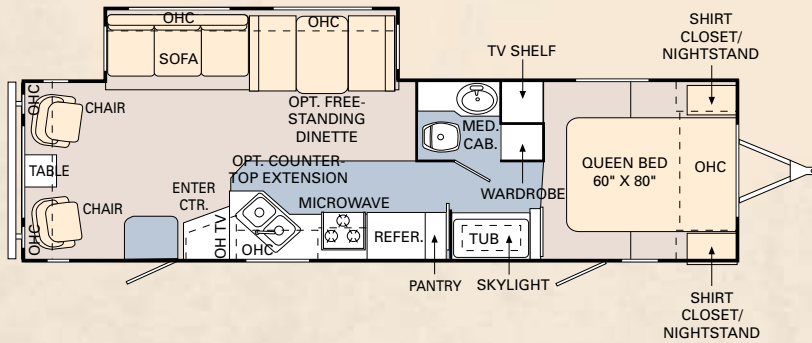
WWW.MCKENZIERV.COM



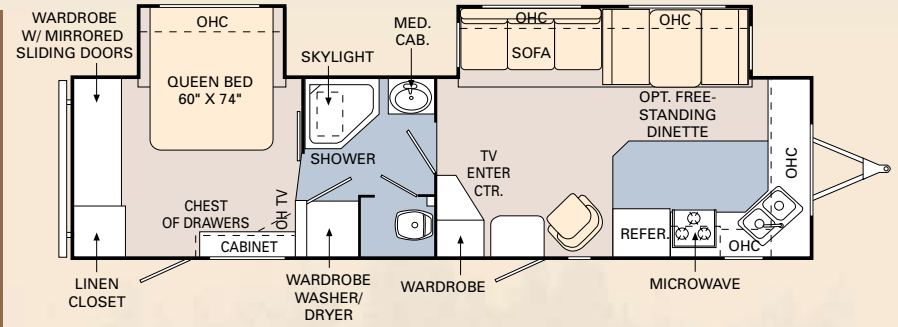
LX FLOORPLANS

■ LINOLEUM □ CARPET

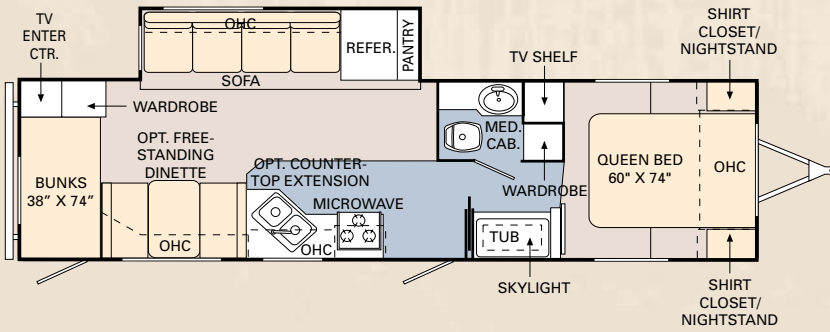
TT 31 CKS



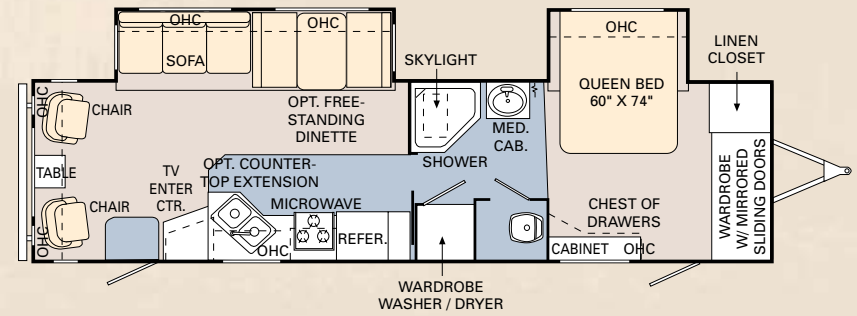
TT 32 FKD



TT 32 BHS



TT 34 SKD



WE'VE GOT YOUR BACK.

- Live customer support 24/7/365
- 350 Nationwide Service Centers
- Free first-year enrollment in our Owner Advantage Roadside Assistance Program
- Call 1-800-634-0855 or 1-800-650-7337 to arrange a tour of one of our state-of-the-art production facilities in Indiana or Oregon.

THE MARRIAGE OF LIGHTWEIGHT AND HEAVY-DUTY.

Take a closer look, and you'll see how we've engineered an RV rugged enough to be a McKenzie and light enough to be easily towed with a standard full-size truck. Our laminate construction strategically reduces weight, without sacrificing strength and reliability. You'll also enjoy year-round comfort, thanks to the superior insulation of the wall and floor designs. The flat-floor slide-out enhances the livability inside the RV, while smooth fiberglass walls give you an attractive, durable exterior.



FABRICS

WOODS




Cheshire Green



Plum Creek



Tree Bark

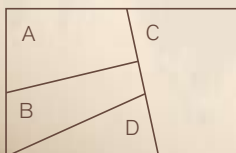


New Vintage Oak



STARWOOD HARDWARE

Our elegant cabinet hardware design features a brushed nickel finish.



- A - Bedspread
- B - Sofa
- C - Accent
- D - Carpet

Manufactured in, not added on. For added protection against stains, soil repellent is applied to virtually all upholstery fabric during the finishing process for superior coverage.*

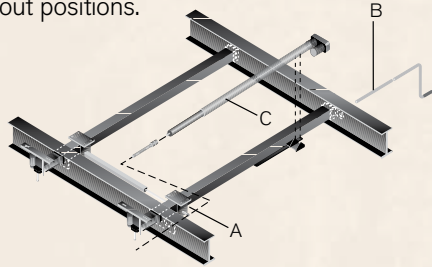


**BETTER
STAIN
PROTECTION**

*Brand and application of upholstery fabric protection may vary depending on date recreational vehicle was manufactured.

SLIDE-OUT

When you purchase a McKenzie, you can be sure the slide-out boxes are some of the strongest and most reliable you'll find anywhere. They feature our rigid construction to give you maximum insulation and to reduce the chance of warping, twisting or shifting. In addition, the actuator has a mechanical room lock that is built in, and there are adjustable built-in stops for in and out positions.



- A Bearing packs are bolted in 4 places, locking the gear and rack in place
- B A manual crank and extension rod comes standard with every unit, to serve as override if needed
- C Actuator motor is positioned to provide smoother movement and reduce twisting on the slide-out room



- 1 E-Z Lube Wheel Bearings Easier packing of your wheel bearings.
- 2 15" Radial Tires Notice the word "radial" (no bias ply here).
- 3 ABS Molded Fender Skirt One-piece for a great look.
- 4 Triple Entry Step Mounted to Frame Low first step, and the mounting bracket is welded to the frame.
- 5 Heated, Insulated and Enclosed Underbelly, Including All Tanks Enjoy your Starwood longer in the fall and earlier in the spring.

- 6 Oversized Pass-Through Exterior Storage Check out all the room.
- 7 I-Beam Chassis with Electromagnetic Coating Strong Foundation. Helps prevent rust and corrosion.
- 8 Upgrade Carefree® Awning High-end awning with better hardware and great dependability.
- 9 2-1/2" Fully Insulated Bathroom Deck Compare here — even the bathroom floor is insulated (not all are)!
- 10 Steel Frame Floor for Superior Strength We use only steel for superior strength — no wood or aluminum like the rest.
- 11 5/8" One-Piece Sturdi-Wood Decking No seams and superior strength.
- 12 Radius Entry Door No square doors here.
- 13 Upgraded Residential Carpet and Padding Check out the cushion of this pad.
- 14 Lamilux 1000 UV Resistant Exterior Fiberglass Upgraded shine vs. other types.
- 15 Dark-Tinted Windows Look how these will keep your unit cool in the summer and protect your upholstery.
- 16 Fiberglass Insulation under Bedroom Floor More peace of mind — no corners cut where you can't see.
- 17 Lamiplast Underbelly Material Enclosed underbelly and more aerodynamic.
- 18 Welded Aluminum Studs Fully welded and engineered for extra strength and lighter weight.
- 19 1/8" Luaun Board Complete coverage for more strength.
- 20 Solid Block Foam Insulation No insulation voids here or fiberglass to settle down.
- 21 Decorative Interior Wall Board Great look and easy to clean.
- 22 Remote-Controlled Carrier Air Conditioner (Fully Programmable) Residential — adjust the temperature from anywhere inside coach.
- 23 One-Piece Roof Membrane Low maintenance.
- 24 3/8" Sturdi-Wood Roof Decking
- 25 Hand-Stuffed Fiberglass Insulation Even more insulation for extended living.
- 26 16" On-Center Roof Rafters Residential — just like your home.
- 27 One-Piece Gel Coated Fiberglass Cap (Manufactured at Holiday Rambler) We don't buy it! We make it! Check the competition.
- 28 Extended Kingpin For most short-bed pickups.
- 29 Split Baggage Doors for Easier Access Get to your belongings even while you're hooked up to your tow vehicle!

SL INTERIORS



➤ SL Fifth Wheel 28 RLS

- A - Living Area with Booth Dinette
- B - Bedroom with Nightstands

2006 STARWOOD SL FIFTH WHEEL & TRAVEL TRAILER

The Starwood SL fifth wheel and travel trailer made their debut in 2005, winning rave reviews for their tremendous value and lightweight convenience. For 2006, the excitement continues with new graphics for a sleek new look, new residential-style windows and a new optional home theater system with surround sound speakers. Two new innovative floorplans are available on the fifth wheel this year – the 29RES with a rear entertainment center, and the 30RKS, with a rear kitchen. No matter which model you choose, you'll enjoy outstanding McKenzie quality at a price that's remarkably within reach.

➤ SL Travel Trailer 30 CKS

- A - Dinette Storage Compartment
- B - Kitchen with New Vintage Oak Cabinets
- C - Quad Bunk Beds with Wardrobe



STARWOOD SL		FW	TT			FW	TT			FW	TT			
BODY CONSTRUCTION: FEATURES				OPTIONS				FURNITURE: FEATURES						
2" Laminated Sidewall Construction with Welded Tubular Aluminum Studs	•	•		Full LP Bottle Cover		•		Slide-Out Room Wood Fascia Trim	•	•	Queen Bed with Nightstands	•		
I-Beam Frame with Electromagnetic Coating	•	•		Bike Rack with Tire Carrier	•	•		Laminate Table Top and Countertops with Self Edging	•	•	Queen Bed		•	
Front Molded Fiberglass Cap	•			Rear Ladder		•		Laminate Kitchen Countertop with Self Edge	•	•	Bunk Beds, Two (29BHS Only)		•	
Lamilux 1000 Smooth White Fiberglass Exterior Walls	•	•		APPLIANCES: FEATURES				Built-In Oak Knife Holder behind Stove (N/A: 27RKD)	•	•	Quad Bunk Beds (30CKS Only)		•	
Oversized Radius Exterior Storage Door	•	•		6 Cu. Ft. Refrigerator	•	•		Metal Drawer Guides	•	•	Triple Bunk Beds (30BHS Only)	•		
Color-Coordinated Painted Skirts	•	•		6 Panel Oak Refrigerator Insert	•	•		Coat Rack with Hooks (29BHS, 30CKS Only)	•	•	Color-Coordinated Bedspread	•	•	
Pass-Through Storage under Bath Deck	•	•		Microwave with Touch Control	•	•		Kitchen Sink Cover	•	•	Headboard	•	•	
Molded ABS Fender Skirts	•	•		High-Output 3-Burner Range with Oven	•	•		Woodgrain Passage Doors	•	•	Jackknife Sleeper Sofa	•	•	
5/8" Sturdi-Wood Flooring	•	•		AM/FM, CD Stereo with 4 Speakers	•	•		TV Shelf in Bedroom	•	•	Swivel Barrel Chair(s) (N/A: 30BHS)	•		
3/8" Full Walk-On Roof	•	•		Systems Monitor Panel (Battery Charge, Water Heater and Water Pump Switch)	•	•		Laundry Hamper Chute	•	•	Swivel Barrel Chair(s) (29CKS, 29FKS Only)		•	
5" Roof Trusses, 16" on Center	•	•		OPTIONS				Carpet and Pad in Living Area and Bedroom	•	•	Booth Dinette and Arched Back Cushions	•	•	
Flat Floor Slide Room with Manual Backup	•	•		8 Cu. Ft. Refrigerator (N/A: 27RKD)	•	•		Linoleum in Kitchen, Bath and Entry	•	•	OPTIONS			
2-5/16" Ball Coupler		•		27" Color TV with Remote in Living Room (N/A: 26RKS)	•	•		Medicine Cabinet with Mirror in Bathroom	•	•	Ultra Vinyl Swivel Barrel Chair (N/A: 30BHS)	•		
Seamless Exterior Roof Membrane	•	•		19" Color TV with Remote in Living Room (N/A: 26RKS)		•		Overhead Cabinets in Main Floor Slide-Out above Sofa and Dinette	•	•	Ultra Vinyl Swivel Barrel Chair (29CKS, 29FKS Only)		•	
Extended Hitch Pin	•			13" Color TV with Remote		•		Mini Struts in Main Living Area on Overhead Cabinet Doors	•	•	Hide-A-Bed Sofa	•	•	
5,200 Lb. E-Z Lube Tandem Axles with Electric Brakes	•	•		Home Theater Surround Sound System (N/A: 26RKS)	•	•		OPTIONS				Freestanding Dinette Table with Four Wood Chairs	•	•
Frame-Mounted Entry Steps	•	•		Fireplace (29RES)	•	•		Decors: Plum Creek, Cheshire Green, Tree Bark	•	•	Bar Stools (28RLS Only)	•		
Stabilizer Jacks		•		INTERIOR: FEATURES				Designer Accessory Package	•	•				
Heated, Insulated and Enclosed Underbelly, Including All Holding Tanks	•	•		New Vintage Oak Cabinets	•	•								
Spare Tire with Sport Wheel and Vinyl Tire Cover Mounted on Bumper	•			Oak Cathedral Raised Panel Overhead Cabinet Doors	•	•								
Stylized 15" Radial White Sport Wheels with Black Center Hub	•	•		Oak Flat Panel Base Cabinet Doors	•	•								
				Brushed Nickel Cabinet Hardware and Accessories	•	•								

SL SPECIFICATIONS



STARWOOD SL		FW	TT			FW	TT			FW	TT			
ELECTRICAL SYSTEMS AND LIGHTS: FEATURES				HEATING, VENTS AND AIR CONDITIONING: FEATURES				WINDOW TREATMENTS: FEATURES						
Electrical Management System (30 Amp/12V with 55 Amp Converter)		•	•	ABS Shower with Surround, Shower Curtain (27RKD Only)			•	30M BTU Hydroflame Electronic Ignition Furnace		•	•			
Porch Light		•	•	ABS Tub with Surround, Shower Curtain (29BHS, 30CKS Only)			•	One Carrier 13,500 BTU Rooftop Air Conditioner with Remote Control		•	•			
120V Exterior Receptacle		•	•	ABS Neo-Angle Shower with One-Piece Surround with Shower Curtain (N/A: 27RKD)			•	In-Floor Heating System		•	•			
Hitch Light		•	•	ABS Neo-Angle Shower with One-Piece Surround with Shower Curtain (26RKS, 29CKS, 29FKS Only)			•	Manual Roof Vent (Rear Vent and Front Bedroom)		•	•			
Trunk Light		•	•	Outside Shower			•	12V Roof Vent in Bathroom		•	•			
Disconnect and Battery Box		•	•	Thetford Toilet			•	OPTIONS						
12V Incandescent Ceiling Light		•	•	Two 30 Lb. LP Tanks with Automatic Changeover			•	One Carrier 15,000 BTU High-Capacity Rooftop Air Conditioner ILO 13,500 BTU with Remote Control		•	•			
Wineguard® TV Antenna with Booster		•	•	Chrome Bumper Cover (Sewer Hose Storage Tube)			•	WINDOWS, DOORS AND AWNINGS: FEATURES						
Cable TV Hook-Up		•	•	OPTIONS				Main Awning			•			
Exterior Cable Satellite Receptacle		•	•	ABS Neo-Angle Shower with Glass Door (N/A: 27RKD)			•	Tinted Radius Windows		•	•			
OPTIONS				ABS Neo-Angle Shower with Glass Door (26RKS, 29CKS, 29FKS Only)			•	Tinted Skylight in Bathroom		•	•			
Solar Prep		•	•	ABS Tub with Triple Pane Glass Door (27RKD)			•	Front Window with Stoneguard Awning (N/A: 34SKD)			•			
No-Fuss Flush Holding Tank Rinsing System		•	•	ABS Tub with Triple Pane Glass Door (29BHS, 30CKS Only)			•	Main Entrance Door with Anti-Skid Steps		•	•			
PLUMBING AND LP SYSTEMS: FEATURES				ABS Tub with Curtain (27RKD Only)			•	OPTIONS						
Deep Double-Bowl Kitchen Sink with High-Profile Double-Handle Faucet		•	•	ABS Shower with Triple Pane Glass Door (27RKD Only)			•	Safety Glass		•	•			
Demand Water System with SHURflo® Water Pump		•	•					Swing-Out Entry Door Handle		•	•			
6-Gallon LP Gas/Electric Water Heater with Electronic Ignition (DSI)		•	•											
Extra Large Lavatory with Double-Handle Faucet		•	•											
Water Heater Bypass Kit		•	•											
								SAFETY: FEATURES						
								Fire Extinguisher					•	•
								Deadbolt Lock(s) on Entrance Door(s)					•	•
								120V GFI Protected Outlets (Kitchen, Bath, Exterior)					•	•
								Breakaway Switch					•	•
								Safety Chains						•
								LP Gas Detector					•	•
								Smoke Detector					•	•
								Egress Window(s)					•	•
								CAMPING VALUE PACKAGE ITEMS:						
								Stabilizer Jacks (Rear)					•	
								Front Electric Jacks					•	
								Spare Tire with Sport Wheel and Vinyl Tire Cover Monted on Bumber					•	
								Rear Ladder					•	
								Kitchen Countertop Extension					•	
								Security Light with Lighted Switch					•	
								Main Awning					•	
								Pleated Night Shades in Living Area and Bedroom					•	

SL SPECIFICATIONS

■ FIFTH WHEEL ONLY ■ TRAVEL TRAILER ONLY

WEIGHTS*	27 RKD	28 RLS	29 RES	29 RKS	30 BHS	30 RKS	26 RKS	29 BHS	29 CKS	29 FKS	30 CKS
Gross Vehicle Weight Rating (Lbs.)	10,100	10,100	10,100	10,100	10,100	10,100	10,100	10,100	10,100	10,100	11,000
Hitch Weight (Lbs.)	1,860	1,520	1,470	1,600	1,790	TBD	685	820	670	1,090	850
Axle(s) Weight (Lbs.)	5,200	5,200	5,200	5,200	5,200	5,200	5,200	5,200	5,200	5,200	5,200
Unloaded Vehicle Weight (Lbs.)	7,860	7,590	7,800	7,790	7,990	TBD	6,010	6,980	6,725	6,790	6,880
Net Carrying Capacity (NCC) (Lbs.)	2,240	2,510	2,300	2,310	2,110	TBD	4,090	3,120	3,375	3,220	3,270
Tire Size	15"	15"	15"	15"	15"	15"	15"	15"	15"	15"	15"
Tire Load Range	D	D	D	D	D	D	D	D	D	D	D
MEASUREMENTS											
Overall Length	29' 0"	30' 4"	31' 0"	31' 0"	32' 4"	32' 4"	27' 8"	32' 4"	31' 9"	31' 9"	32' 3"
Overall Height (Including A/C)	12' 0"	11' 11"	12' 0"	12' 0"	11' 10"	TBD	11' 0"	11' 0"	11' 0"	11' 0"	11' 0"
Exterior Width	98"	98"	98"	98"	98"	98"	98"	98"	98"	98"	98"
Awning Length	11'	14'	19'	18'	18'	17'	15'	18'	18'	20'	18'
TANK CAPACITIES**											
Water Heater (Gal.)	6	6	6	6	6	6	6	6	6	6	6
Gray Tank (Gal.)	30/30	30/30	30/30	30/30	30/30	30/30	30/30	30/30	30/30	30/30	30/30
Black Tank (Gal.)	30	30	30	30	30	30	30	30	30	30	30
Fresh Tank (Gal.)	40	40	40	40	40	40	40	40	40	40	40
LP Tank (Gal.)***	30 (2)	30 (2)	30 (2)	30 (2)	30 (2)	30 (2)	30 (2)	30 (2)	30 (2)	30 (2)	30 (2)

* Weights may vary by options.

** Variances in the fabrication and installation of the tanks may cause the actual "usable capacity" to be greater or less than the capacities designated above.

*** Actual filled LP capacity is 80% of listing due to safety shut-off required on tank.

Due to the large variety of options and floorplan arrangements available to our customers, actual weights for each unit can differ significantly. McKenzie provides a weight sticker on each unit we produce which includes that unit's tank capacities and approximate weight. Consult your local McKenzie dealer for unit availability and further information.

The information printed in this brochure reflects product design, fabrication, and component parts at the date of printing. The manufacturer reserves the right, at any time, to make changes in product design or material or component specifications as its sole option, without notice. This includes the substitution of components of a different brand or trade name, which will result in comparable performance. All information printed in this brochure is subject to change after the date of printing. Some features shown or mentioned in this brochure are optional and may only be available in selected floorplans. Photographs may show props or decorations that are not standard equipment on McKenzie models. McKenzie, the McKenzie logo and its design, are registered trademarks. All other products and company names are trademarks and/or registered trademarks of their respective holders.

While the color of the towable's exterior and the interior fabrics depicted in this sales brochure are fair and reasonable depictions, the colors depicted may not be an exact match of the actual colors because of the variances in photo-processing and variances caused by inserting the photographs within the sales brochure. Due to product improvements, changes during the model year and/or transcription errors that may occur, information represented within this brochure may not be accurate at the time of your purchase. If certain information is significant to your purchasing decision, please confirm the information with your dealer prior to submitting your order.

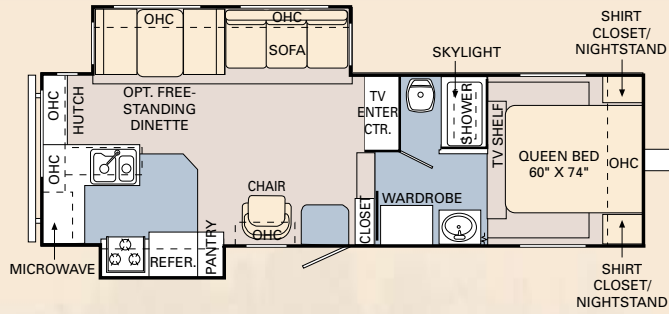
The actual overall length of the recreational vehicle may differ from that indicated in the brochure due to variances in the manufacturing process and/or installed components. The actual length may be greater or less than that indicated.

Component part and appliance manufacturers issue limited warranties covering those portions of the recreational vehicle not covered by the Limited Warranties issued by Monaco Coach Corporation. To learn which specific component parts and appliances are excluded from the Limited Warranties issued by Monaco Coach Corporation, please contact your selling dealership or Monaco Coach Corporation directly, or review the warranty packet inside the recreational vehicle.

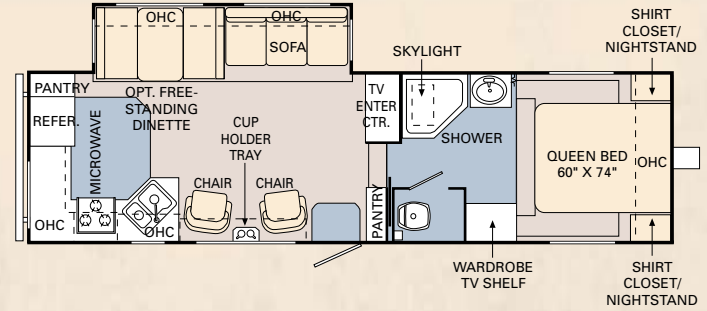
SL FLOORPLANS

■ LINOLEUM □ CARPET

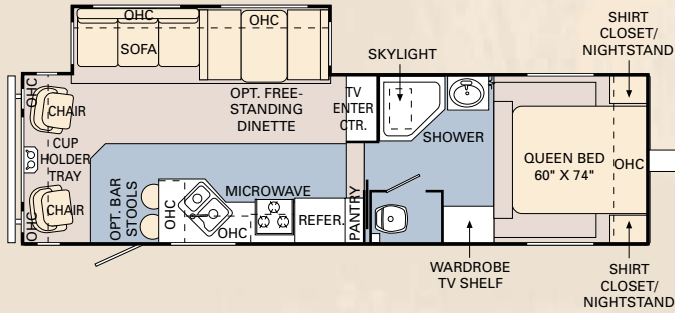
FW 27 RKD



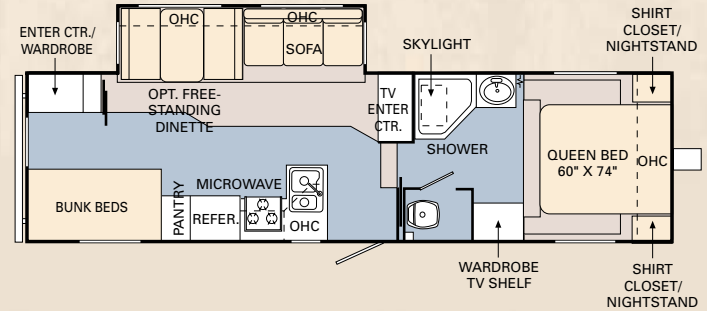
FW 29 RKS



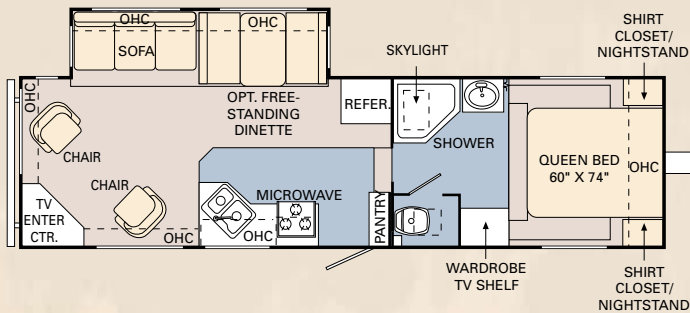
FW 28 RLS



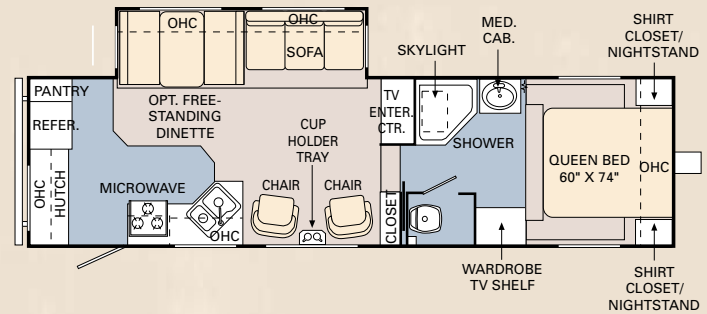
FW 30 BHS



FW 29 RES



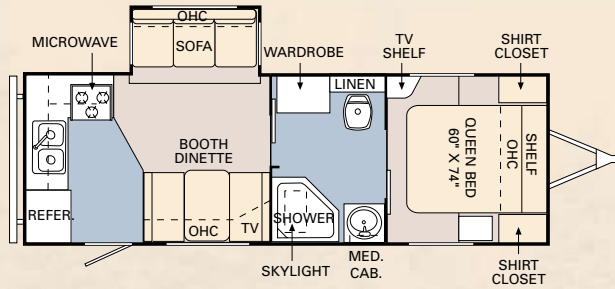
FW 30 RKS



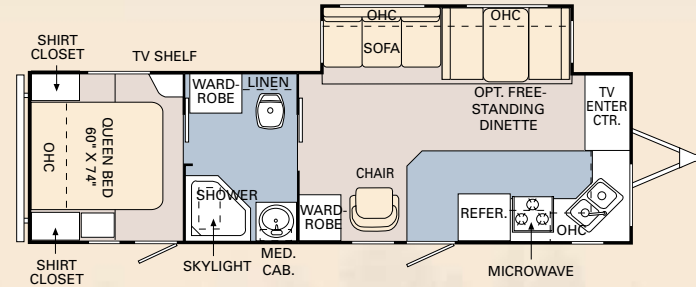
SL FLOORPLANS

■ LINOLEUM □ CARPET

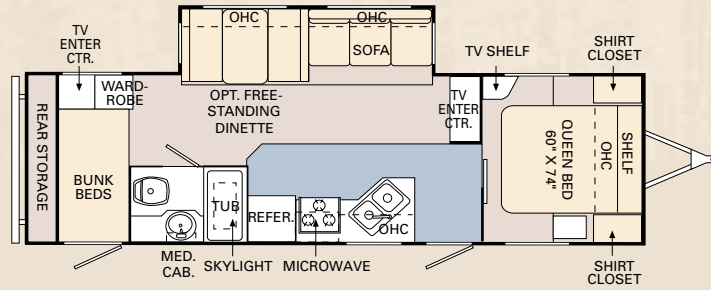
TT 26 RKS



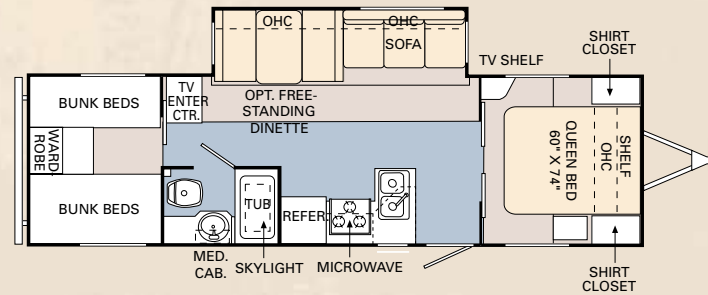
TT 29 FKS



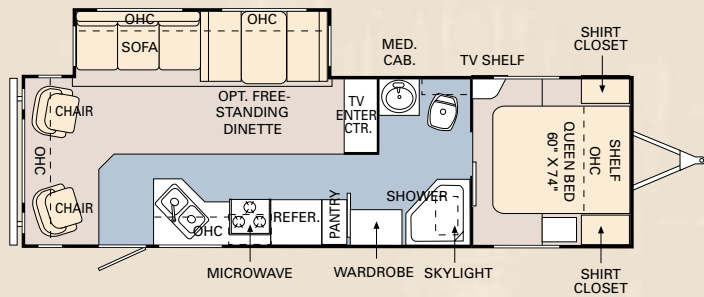
TT 29 BHS



TT 30 CKS



TT 29 CKS



STARWOOD



BEHIND EVERY ADVENTURE


Thank you for your interest in McKenzie, a division of the world's leading RV manufacturer, Monaco Coach Corporation. Our value-packed fifth wheels and travel trailers come with the same legendary customer service and technical support you'd get with our top-of-the-line motorhomes. In short, when you buy a McKenzie, you have the backing of our entire company mile after mile, year after year.

We know how you take your playtime seriously. Seizing every moment. Squeezing the excitement out of every new adventure. And it's simple, really. To have a better RV experience, you've got to have one thing: A better RV. The 2006 Starwood LX and SL.

www.MCKENZIERV.com

WARRANTIES

12 MONTH basic limited warranty




MONACO COACH CORPORATION

**MNC
LISTED
NYSE**



McKenzie, a division of Monaco Coach Corporation
606 Nelson's Parkway, Wakarusa, Indiana 46573 • Telephone 800.634.0855 or Fax 541.681.8842
Visit our web site at www.mkenzierv.com
Monaco Coach is traded on the NYSE under the symbol MNC.
Litho in USA 0805 NPN: BROMCSTAR