


# TROPICAL

T W O T H O U S A N D S I X





T399 RIVIERA-CHERRY



1


Tropi-Cal is the modestly priced diesel motorhome with many luxury appointments usually found on much more expensive highline motorcoaches. For 2006, Tropi-Cal once again features a level of style and amenities unique in its class. For that extra touch of opulence, Tropi-Cal LX boasts upgraded interior and exterior styling as well as several standard equipment upgrades. Like all National RV motorhomes, Tropi-Cal sets the standard in its class for chassis and coach body construction, continuing National RV's belief in the superiority of such concepts as welded tubular steel framing, EPS block foam insulation and one-piece fiberglass exterior surfaces.



2



3



4

- 1 T397 CAPRI - CHERRY Expansive, dual living area slide-outs (most floorplans) provide spacious interior living areas.
- 2 T398 RIVIERA Tropi-Cal LX features lustrous 3-color full body exterior paint.
- 3 T330 NAIROBI - CHERRY This unique side-aisle floor plan features spacious living areas in a compact overall coach length. Turn to page 18 to see all of Tropi-Cal's interesting floor plans, and find one that's just right for you.
- 4 T350 NAIROBI Exterior enhancements include stylish hand molded fiberglass caps, black ladder and awning hardware.

**✓ THE NATIONAL RV ADVANTAGE**  
 We build every National RV to far surpass the competition in every aspect. Look for this banner throughout the following pages for more information on important items that help make up **The National RV Advantage.**



# Driving Comfort



Getting there is half the fun with Tropi-Cal's ergonomically designed cockpit and convenient driver and entertainment controls. With many features designed to reduce driver fatigue and increase safety, Tropi-Cal will get you to your destination relaxed and ready for fun!

**✓ ANOTHER NATIONAL RV ADVANTAGE**

**Kustom-Fit® Seating**

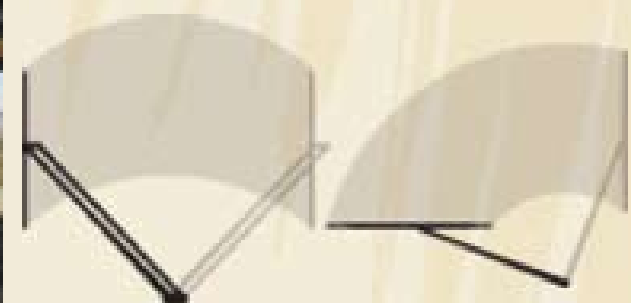
Built especially for National RV, this cockpit and living area seating exceeds the comfort and quality of furniture in much more expensive "highline" motorhomes. The exclusive cold poured foam and fully welded steel frames will provide years of driving and relaxation comfort.

**COLD Poured SEAT FOAM**

Each cushion is formed as a single piece, molded in the correct shape. Competitors' seats are pieced together from blocks of foam which can come unglued and fall apart. This seat foam is so durable it carries a 10 Year Warranty.

**STEEL SEAT FRAME**

Constructed of welded tubular steel for superior strength; carries a lifetime warranty.



**Pantographic Windshield Wipers** such as those installed on Tropi-Cal motorhomes (left) clean a wider swath of windshield than typical radial windshield wipers (right) of similar blade length.

- 1** Cockpit with UltraLeather™ clad Kustom-Fit® 6-way power driver seat, ergonomically designed dash and tilt/telescope steering wheel.
- 2** Overhead entertainment center with 27" flat screen TV, home theater sound and DVD/VCR combo player.
- 3** Electric forward sun visors (optional on T330 and T340, standard on all others) and pull-down driver side window sun shade.
- 4** Intuitively arranged driver controls with full gauge set and clearly labeled switches.
- 5** Motorized rear vision camera with remote driver control provides safety and confidence while driving and maneuvering.
- 6** Center console with rear vision monitor.




- 7** T397 CAPRI - CHERRY Cockpit seats swivel to provide additional living area seating.
- 8** Automatic stepwell cover provides additional floorspace when traveling.



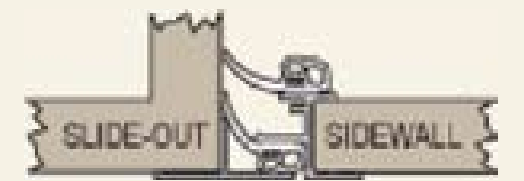
# Living Space



The wide open floor plans, comfortable furnishings, stylish appointments and convenient amenities of Tropi-Cal's lounge area will delight even the most discerning leisure seekers. Step inside a Tropi-Cal to discover the true meaning of *living space*.



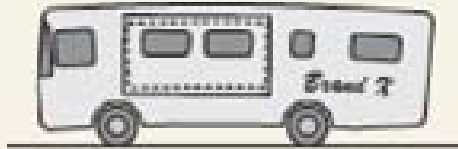
National RV's exclusive DuraSlide™ flush wall slide-out system provides more than just great looks. It is a testament to the engineering and quality manufacturing that go into every National RV motorhome.




With the slide-out fully retracted, the side of the coach has a smooth, flush surface at the slide-out seal. Double wipers with integrated bulb seals provide a positive seal even when the slide-out is in motion, keeping the weather outside and your cozy climate inside.

### WHY DON'T ALL MOTORHOMES COME WITH FLUSH SLIDE-OUT SEALS?

National RV's careful engineering and tight manufacturing tolerances are what make the flush slide-out seal possible. The system depends on the rigid coach framework that National RV's DuraFrame and tubular steel coach body framework provides.



Manufacturers who cut costs by building cheaper, less rigid motorhomes need to hide the resulting gaps and poorer fit by using a wide, protruding cover along the slide-out seams.



**1** T398 NAIROBI - MAPLE Cockpit seats turned to create a comfortable conversation area.

**2** T399 RIVIERA - CHERRY Living room slide-outs extend a full 33" to provide a spacious interior.

**3** T399 RIVIERA - CHERRY UltraLeather™ clad Euro-recliner with ottoman.

**4** T398 NAIROBI - MAPLE Spacious interiors with comfortable living and dining spaces.

**5** T351 NAIROBI - CHERRY Hide-A-Bed with air mattress provides comfortable slumber for guests.

**6** T350 BELIZE - CHERRY Computer workstation with phone/data and power ports.



**7** T399 RIVIERA - CHERRY Expansive credenza with base cabinet storage and computer workstation.

**8** Designer light sconces and overhead light fixtures.

**9** Stylish residential cabinet hardware.



1

# Fine Dining



Campfires are great for evening socializing. But when it comes to cooking, nothing beats Tropi-Cal's fully equipped, spacious kitchens. Expansive Corian® counter tops, convection microwave and a huge 12 cubic-foot double door refrigerator with ice maker make preparing meals on the road as joyful as at home. You'll want to throw out your old "camp recipes" and bring along your gourmet cookbooks instead!

**✓ ANOTHER NATIONAL RV ADVANTAGE**

**Genuine Corian® Solid Surface Counter Tops**



National RV insists on using only genuine Corian® solid surface materials on all of our kitchen counter tops. Other manufacturers cut costs by using imitation materials or laminates cleverly disguised with solid edge moldings. But we insist on the *real thing*. Nothing is as durable, impervious to stains and resistant to scratching than genuine Corian®.

In addition to the kitchen counter, Tropi-Cal LX features genuine Corian® throughout the coach, including the dinette or dining table top, night stand tops, lavy cabinet top and bedroom dresser tops.



1 T370 CAPRI - MAPLE Spacious Tropi-Cal kitchens come in a variety of configurations.

2 T397 CAPRI - CHERRY 12 cu. ft. double door refrigerator with ice maker (most floor plans) and convection microwave make this a kitchen with the amenities of home.

3 Genuine Corian® solid surface counter top and under-mount stainless steel sink.


4 T351 NAIROBI - CHERRY Corian® counter top extension.

5 T397 CAPRI - CHERRY Convenient slide-out tray in kitchen base cabinet.


6 T397 CAPRI - CHERRY Stylish inlaid tiles accent the backsplash; high output 3-burner cooktop.



2



3



6



4




5



7




8



9



10



11

7 T397 CAPRI - CHERRY Standard booth dinette.

8 T370 CAPRI - MAPLE Optional dining table with free-standing chairs, includes two wooden folding chairs (not shown) (not available on T330 or T340).

9 T397 CAPRI - CHERRY Huge slide-out storage bins under booth dinette seats.

10 T397 CAPRI - CHERRY Steel ball bearing drawer glides provide 45 lbs. of smooth operating drawer capacity.

11 T350 BELIZE - CHERRY Carpet-lined shelves in base cabinets reduce noise while traveling.



1

## Bed & Bath



Tastefully appointed bedroom suites feature National RV's exclusive, true queen sized pillow top comfort mattress as well as plenty of wardrobe space. Gone are the cramped water closets of yesterday's recreational vehicles. Tropic-Cal features large, spacious bathrooms with normal sized facilities for normal sized people.

### ✓ ANOTHER NATIONAL RV ADVANTAGE

#### One-Piece Fiberglass Shower

Manufactured "in-house" at National RV to ensure quality, this shower is crafted of thick fiberglass with plenty of reinforcement for a sturdy, rigid feel. Step into a competitor's shower and you'll feel the difference as the plastic or lower quality fiberglass shower pan gives under your weight.

#### NATIONAL RV SHOWER:



#### COMPETITORS' SHOWER:



One-piece construction means there are no seams in the shower enclosure where leaks can develop or mold and mildew can thrive. Built for years of trouble-free use, our one-piece reinforced fiberglass shower is truly a *National RV Advantage!*

**1** T370 CAPRI - MAPLE Comfortable master bedroom and bathroom suite.

**2** T330 NAIROBI - CHERRY Opulent bedroom decors include coordinated bedspread, sham, pillows, headboard and window valances.

**3** T397 CAPRI - CHERRY Many Tropi-Cal floor plans feature his and hers wash basins.

**4** Sandpiper Deluxe™ is National RV's exclusive, full queen size (60" x 80") comfort pillow-top mattress.

**5** T397 CAPRI - CHERRY Corian® topped night stands.

**6** T398 NAIROBI - MAPLE Dresser, cabinets, wardrobe and under-bed compartments provide plenty of storage in the bedroom.



2



3



7

**7** T399 RIVIERA - CHERRY 20" flat screen bedroom TV (most models); optional washer-dryer (available on most models).

**8** T397 CAPRI - CHERRY Corian® topped lavy [laminite lavy top on all Tropi-Cal (non LX) models] with stainless steel under-mount sink; porcelain toilet with sprayer.

**9** T370 CAPRI - MAPLE One-piece fiberglass reinforced shower with seat and textured glass enclosure.



4



5



6



8



9

✓ **ANOTHER NATIONAL RV ADVANTAGE**

**One-Piece Fiberglass Roof**

Every National RV motorhome is completely surrounded in durable, beautiful gel coat fiberglass. The roof is no exception. A durable exterior sheath of fiberglass reinforced polyester (FRP) is vacuum-bonded directly to the roof structure. The National RV one-piece fiberglass roof is much more durable, easier to maintain and keeps its great looks longer than the rubber, aluminum or pieced-together roofs of competing motorhomes.



Power On



Tropi-Cal excels in many areas beyond interior style and amenities. Huge pass-through basement storage bays\* provide plenty of room for the treasures you'll find along the way. Utility systems such as electrical, plumbing and climate control keep your home away from home running smoothly with the comfort and convenience you would expect from your primary residence. And of course, Tropi-Cal will turn heads on the road and at your favorite campsite with bold exterior graphics—including sumptuous full-body paint and distinctive black exterior hardware.

\*Except for models T330 & T340, which have non-pass-through storage bays.

✓ **ANOTHER NATIONAL RV ADVANTAGE**

**Superior Electrical System**



The fully self-contained Tropi-Cal brings along its own power generating and switching station to keep your appliances, heating and cooling powered up. It's like owning your own power company!

- **8.0 KW ONAN diesel generator.**
- **2000W INVERTER/converter with remote on/off switch.**
- **50 AMP shore power with 120V distribution panel and user-friendly detachable power cable.**
- **12V circuit breaker panel (right), clearly labeled and conveniently located inside the coach.**
- **40W SOLAR PANEL (10W on T330 & T340)**
- **(4) 6V DEEP CYCLE house batteries and (2) 12V maintenance free chassis batteries.**
- **REMOTE DISCONNECT switch for house batteries.**



**UTILITY COMPARTMENT**

Tropi-Cal's thoughtfully designed, heated plumbing compartment places all plumbing system components in one convenient location with clearly labeled, easy to operate controls. Convenient features include city water inlet with regulator, 10 gallon water heater with bypass valve, black tank rinsing system and an outside shower.




**PRECISE CLIMATE CONTROL**

Tropi-Cal is engineered to provide true "four seasons" comfort, with a balanced combination of user-friendly climate control systems and a full envelope of highly efficient insulated components.



- **DUAL AIR CONDITIONERS** 13,500 BTU low profile
- **WALL MOUNTED THERMOSTAT**
- **DUAL IN-CIELING A/C DUCTS**
- **DUAL 20,000 BTU FURNACES** (single 35,000 BTU in T330 & T340)
- **DUAL PANE tinted windows**
- **EPS BLOCK FOAM insulation** throughout all coach body components
- **12V FAN-TASTIC VENT** with wall thermostat and rain sensor

✓ **ANOTHER NATIONAL RV ADVANTAGE**

**Insulated Basement Compartments**



Made with the same materials and methods as our laminated sidewalls, the storage compartment floor panels and door inserts of every National RV motorhome are laminated with highly efficient EPS block foam insulation to keep your valuables safe from temperature extremes.



- 1** Optional dual-directional slide-out storage compartment tray (N/A on T330 or T340).
- 2** Stylish fiberglass front and rear caps with halogen automotive headlights.
- 3** Slide-out topper awnings keep runoff and debris off of the slide-out box. Distinctive black hardware.
- 4** Valve extensions make the important job of maintaining proper tire pressure quick and easy, even for the inner duals.



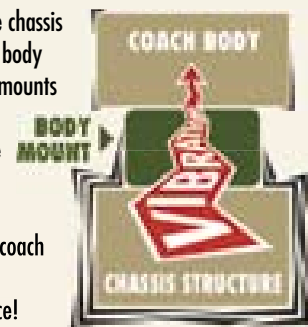
## DuraFrame® Chassis System



The DuraFrame® Chassis System is specifically engineered to provide the strength that today's multiple slide-out motorhomes require—all within the chassis system itself. DuraFrame's all steel, fully welded system of tubular steel risers, plate steel outriggers and truss-like engineering provide an abundance of coach strength while enabling cavernous basement storage spaces. Other manufacturers rely on the coach sidewalls to absorb much of the stresses of traveling and carrying the coach's weight. But the multiple slide-outs of today's luxury motorhomes blow huge holes in that strategy. That's why the DuraFrame® Chassis System provides all of the strength necessary to support the coach within the DuraFrame® structure—below the floor line and below the slide-outs.

### REVOLUTIONARY NEW VIBRATION ISOLATION SYSTEM

Rather than being rigidly welded directly to the chassis frame rails, Tropi-Cal's DuraFrame® and coach body structure rides on a series of elastomeric body mounts which isolate the coach body from much of the noise, vibration and harshness generated while traveling on the road. This system is designed to reduce noise and vibration while improving handling and increasing the life expectancy of coach body components. Take a test drive in a 2006 Tropi-Cal—you will hear *and* feel the difference!



Tropi-Cal's 10,000 lb. Class IV tow hitch is anchored directly to the all-steel DuraFrame® Chassis System structure.



# A Solid Foundation



Every great home needs a solid foundation, and that's exactly what National RV's DuraFrame® Chassis System and all-steel tubular coach body construction provide. It all rides on the proven Freightliner® chassis, powered by the legendary Caterpillar® C7\* diesel engine and smooth-shifting Allison® automatic transmission.

### CAT® DIESEL POWER!\*

The Caterpillar® C7 electronic turbo-charged diesel engine is engineered for power, reliability, efficiency and meeting tough new emissions standards for diesel engines.

- 7.2L displacement
- 350\* peak HP @ 2,400 RPM
- 860 lbs./ft. peak torque
- Pac Brake® exhaust brake




\*NOTE: The Caterpillar® C7 engine in model T351 is rated for 300 horsepower. Models T330 & T340 feature the 300 horsepower 5.9L Cummins ISB turbo diesel engine.


### FREIGHTLINER® XC-SERIES\*\* CHASSIS

The Freightliner® XC-Series chassis features basement-expanding raised rail design\*\*, smooth-riding air suspension and full air brakes with ABS.

\*\*NOTE: Models T330 & T340 feature the Freightliner XCS straight rail chassis.



### BUILDING THE INDUSTRY'S BEST COACH BODY COMPONENTS




**1** All coach body panels—sidewalls, floor, roof, rear bulkheads and slide-out boxes—are framed in rigid, fully welded tubular steel for superior strength and longevity that other materials just can't match.




**2** Thick EPS block foam insulation is precisely fit into the steel framework of every coach body panel. EPS foam maintains its integrity over time and won't settle and sag like fiberglass blanket insulation does.



**3** Advanced industrial adhesives are carefully metered between each layer of the laminated coach body component. Next the assembly is vacuum bonded to form a single, impervious unit that possess all of the qualities of the input components.



**4** State of the art computer numerically controlled (CNC) routers cut window, slide-out and other openings with amazing precision. National RV invests heavily in the latest technologies to ensure quality and efficiency.



**5** Completed components are carefully installed on the main assembly line. Sidewalls are installed with a unique fastening system that places the weight of the coach body onto the tubular steel frame—not on the fasteners themselves.

## Superior Coach Body Construction

National RV uses an advanced vacuum lamination process and the highest quality materials in the construction of the fully insulated roof, walls and floor.

### TUBULAR STEEL FRAME

Stronger and less susceptible to work fatigue than aluminum and won't decay like wood.

### CROWNED ROOF

The best RV roof in the business is built with arched tubular steel roof trusses. The crowned roof has radius edges for superior runoff.

### FIBERGLASS ROOF SKIN

A seamless barrier against moisture; more durable and easier to maintain and repair than rubber or aluminum.

### ¼" STRUCTURE-WOOD®

This oriented strand board (OSB) from Weyerhaeuser carries a 25 year warranty and is used for both the roof deck and interior ceiling panel.

### EPS BLOCK FOAM INSULATION

Used throughout the coach in every laminated coach body component. This foam won't settle or sag like spun fiberglass insulation. Insulation is up to 5½" thick in the roof, and completely surrounds the coach living areas. It's even in the floor!


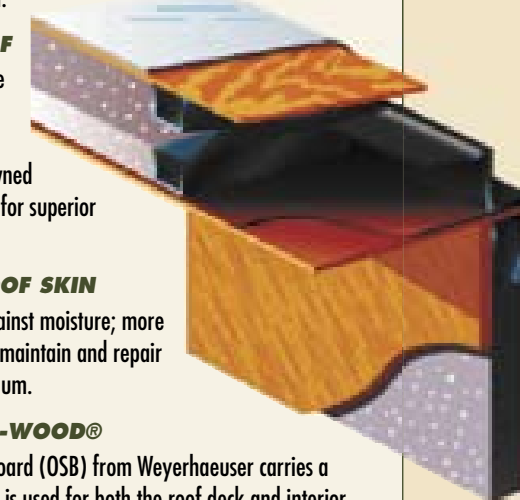
### ¼" THICK MAHOGANY INTERIOR WALL PANEL

A thick, firm interior wall surface that's tough enough to anchor our cabinetry—and whatever pictures or fixtures you care to hang, wherever you want to hang them.

Competitors' thin interior wall surfaces "give" when you push them, revealing their weakness beneath the surface, with reinforcements built in only where necessary to attach cabinets. Our interior wall surfaces are ¼" thick and rigid throughout!

### HIGH GLOSS GELCOAT EXTERIOR

The exterior sidewall surface is made of a thick, resilient fiberglass gelcoat sheet that is vacuum laminated to the sidewall structure. The result is excellent resistance to delamination and long-lasting great looks.



NOTE: Some components and their locations as shown in this photo may differ slightly from the actual components of the chassis used in the Tropi-Cal motorhome. This photo is intended only as a general representation of the Duraframe Chassis System and is not intended to represent actual components and their locations.

# Floor Plans to Fit Any Lifestyle...

# ...Including Yours!

**OPTIONAL DINING TABLE AND CHAIRS**  
Available on all floorplans except T330 and T340.

**T330**



NOTE: Available as a Tropi-Cal model only (not available as a Tropi-Cal LX).

**T340**



NOTE: Available as a Tropi-Cal model only (not available as a Tropi-Cal LX).

**T350**



**T351**



NOTE: Available as a Tropi-Cal model only (not available as a Tropi-Cal LX).

**T370**



**T391**



**T392**



**T396**



**T397**



**T398**



**T399**








### GETAWAY RALLIES

GetAways are the highlight of National RV Owners Club membership. These well-organized events are a great opportunity to meet other RV enthusiasts. GetAways are held throughout the year at interesting locations across the United States. Quality entertainment, great food and fun activities are all part of every GetAway. You may also seek the assistance of National RV service technicians, tour the latest National RV products and hear the latest news from company officers.



### THE ISLANDER

Published for the benefit of all National RV owners, a subscription to *The Islander* is included with your free National RV Owners Club membership.

- Product Spotlights
- Tech Tips
- Events Schedules
- Company News
- GetAways
- Reader's Letters
- Interesting Destinations
- Photos and reports from past events
- Regional club info

Ask your dealer for a complimentary copy of *The Islander*!

## Welcome to the Family



At National RV, we're fanatics for the RV lifestyle!

We nurture the National RV family and promote camaraderie among our owners through the National RV Owners Club and local chapters. Membership in the Club is free for all owners of National RV products.

Club members share their experiences, learn about their National RV and the RV lifestyle, come together for fabulous GetAway rallies and keep up to date with *The Islander* newspaper.



### SINGLE LOCATION MANUFACTURING

National RV has grown through reinvesting in its own products and facilities in sunny Southern California. Designing and building everything at a single location results in consistent quality across product lines, increased efficiencies and a proud, loyal workforce in the company's home community. When you buy a National RV, you'll never wonder whether it came from our "best" plant. They're all built in Perris, and they're all *the best we can do.*



### Take The Tour!

Come to the factory and see for yourself the quality workmanship that goes into every National RV motorhome. Walk the assembly line and see how raw steel, fiberglass and other raw materials are skillfully crafted into a complete, finished motorhome.

Tours are conducted at 3:00 PM M-F from the main entrance of our manufacturing facilities at 3411 N. Perris Blvd., Perris, CA.



### FACTORY SERVICE CENTERS

In addition to hundreds of trained service technicians at dealers throughout North America, National RV operates large Factory Service and Parts Distribution Centers in California and Florida. This ensures that the expertise and parts to fix any problem are readily available either at your local dealer or one of these centers.



## Experience



Over the past 42 years, National RV has grown from a small

camper manufacturer to one of America's premiere builders of class "A" motorhomes. In that time we've learned a thing or two about building and backing quality motorhomes


that last. That's why so many of our owners come back to National RV to make their next motorhome purchase. Our quest for increasing levels of quality and customer service is never ending.

### EMERGENCY ROADSIDE ASSISTANCE



National RV provides a complimentary first year of coverage by Coach Net®, America's leading provider of 24-hour emergency roadside assistance. In addition to emergency towing, Coach Net® provides free trip planning, service scheduling assistance, travel maps, coverage for your towed vehicle and much more.

## 2006 TROPICAL INTERIOR DECOR & EXTERIOR COLOR CHOICES

### NAIROBI




### BELIZE




## 2006 TROPICAL LX INTERIOR DECOR & EXTERIOR COLOR CHOICES

### CAPRI



### RIVIERA




## INTERIOR CABINETRY WOOD CHOICES



Maple (standard)



Cherry (optional)



Walnut (optional)



**NATIONAL R.V., INC.**  
 3411 N. Perris Boulevard  
 Perris, California 92571  
 (800) 322-6007 • Fax (951) 943-8498

[www.nationalrv.com](http://www.nationalrv.com)

©2005 National R.V., Inc. Due to continuing product improvements, colors, specifications and equipment are subject to change without notice.

V2 • NOV 05



National RV, Inc. is a subsidiary of National RV Holdings, Inc., a public company whose shares are traded on the New York Stock Exchange under the symbol **NVH**. Please see [www.nrvh.com](http://www.nrvh.com) for more information.



YOUR AUTHORIZED TROPICAL DEALER IS: