

2007

CLASS A GAS
MOTORHOMES

DEDICATED TO QUALITY,
INNOVATION AND
VALUE.

GULF STREAM



COACH, INCORPORATED
FAMILY VALUE

INDEPENDENCE



ERGONOMIC KITCHEN...

The Independence offers abundant storage and kitchen work space to prepare your family's favorite meals. This unique kitchen features a large refrigerator, 3-burner range, convection microwave and dual basin sink. Corian counters and sink covers provide a durable and spacious food preparation area.



KITCHEN • MODEL 8357



BUNK SLIDE • MODEL 8359



TWO ZONE LIVING • MODEL 8378

BATHROOM...

The wide open concept bathroom with neo-angled shower delivers the extra space needed to get ready for the day ahead.



BATHROOM • MODEL 8357

SPACIOUS BEDROOM...

Gulf Stream's Two-Zone living concept gives you 30% more room to utilize throughout the day. By adding a sitting area to the bedroom and giving you the ability to shut the bedroom off from the rest of the coach allows you to read a good book, watch TV or work at the computer station.

The Independence offers this unique bunk bed configuration built into the slide room with exterior access and flip up bunk for transporting bikes or other large items.

VALUE...

Gulf Stream believes in adding value to the coach by utilizing residential hardware, durable cloth decor, residential carpet and linoleum, and Gulf Stream's very own Comfort Plus Furniture found only in a Gulf Stream Coach.

The main living area of the Independence also features a flat screen television, large hide-a-bed sofa, and spacious dinette which can be replaced with a free standing dinette table and chairs if you so choose.



LIVING • MODEL 8357



MAIN LIVING AREA • MODEL 8295

SPACIOUS LIVING...

The newly redesigned Independence delivers more high end features than any other coach in it's class. Enjoy dining in the Gulf Stream exclusive sun room featuring a free standing dinette table and two chairs. The European style recliner can be moved about to suit your needs.

GULF STREAM

COACH, INCORPORATED
FAMILY VALUE

INDEPENDENCE

Seamless FIBERGLASS ROOF

Excellent Weathering -

Maintaining the vehicle's quality appearance enhances its resale value.

Tear Resistance - Flexroofs hard abuse resistant finish resists tearing, a condition that can cause leaks and lead to expensive repair.

Low Maintenance - Road grime can easily be removed with normal cleaning maintenance. Rubber chalking due to solar breakdown of the roof surface is eliminated, preserving the original appearance and resale value of the vehicle.

Stain Resistance - Fiberglass Flexroof is designed to resist staining and maintain its quality appearance.

Structural Integrity - Unlike conventional EPDM rubber roof membranes, Flexroof is a structural component of the roof system.

Textured Fiberglass - Helps dissipate heat and prevents tree limbs from tearing or scratching your roof.



GARAGE...

This enormous garage storage area has four point access (3 exterior, 1 interior), one-piece molded fiberglass storage garage designed to maximize storage capacity, accessibility and durability. Removable covers reveal compartments that keep smaller cargo in place and provide a flat surface to place larger gear, bikes, patio chairs and coolers.

FLUSH FLOOR

Slide out rooms

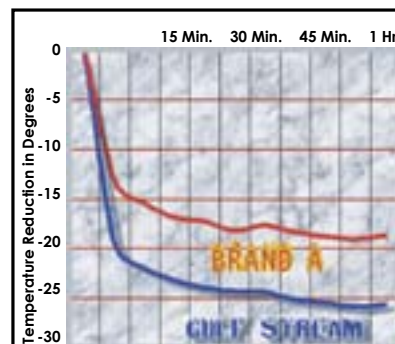
Gulf Stream offers true flush floor slide out rooms to give you more headroom in the slide and eliminates the step up into the slide room that you will experience in many of our competitors motorhomes.

GALVANIZED STEEL STORAGE COMPARTMENTS

Seamless, carpeted, galvanized steel storage compartments safely cradle your valuables. Rust protective paint and foam sealed for extended life and a quiet ride.



Dual metal H-Ducted air conditioning system with foil bubble wrapped insulation for superior climate control.



GULF STREAM VS. BRAND A Cool Down Comparison

- At 15 minutes, Gulf Stream cooled 7 degrees cooler.
- At 30 minutes, Gulf Stream cooled 9 degrees cooler.
- At 1 hour, Gulf Stream cooled 9 degrees cooler.

Finally, empirical data demonstrating the efficiency and performance of a roof air conditioning system versus a floor air conditioning system.
Winner: Roof air conditioning by Gulf Stream



Unlike traditional plywood and foam seating Comfort Plus dinette seating features the strength of steel and the comfort of a sprung cushion.

All Comfort Plus furniture by Gulf Stream Coach also features residential styling, solid construction, total comfort and a comprehensive warranty.

Cradle of Strength



The Cradle of Strength super strength truss system is unmatched in the RV industry. The structural subfloor foundation begins by welding a network of integrated steel trusses to the chassis rail. Specifically designed to distribute and transfer the tremendous forces from the coach to the chassis rail these trusses are individually tested to withstand 6,000 pounds each.


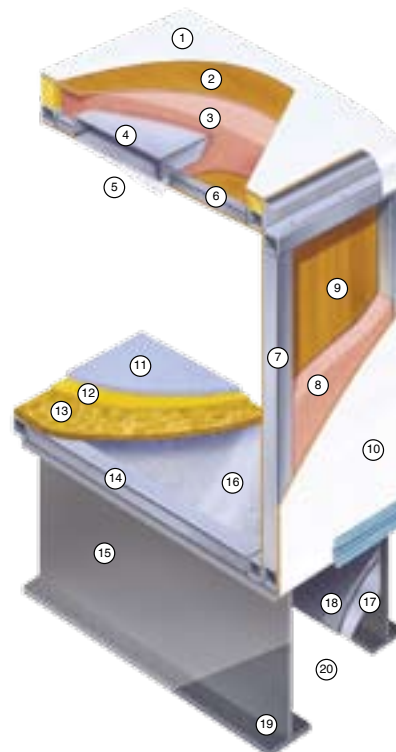
An all steel overhead structure installed above the cockpit brings strength and rigidity to the upper portion of the coach providing a safe strong platform to install a TV that will not break free in an impact and maximizing overhead storage.



TAKE THE TIME TO COMPARE...

and you will see the exceptional value of a Gulf Stream Coach


1. Seamless TPO (Thermo Plastic Poly-Olefin) Roof For Greater Energy Efficiency and Dependability.
2. Lauan Decking for Additional Strength.
3. Molded, High Density EPS (Expanded Polystyrene) Roof Brick Insulation - Provides Consistent Insulation Value as well as Superior Dimensional Rigidity.
4. One-Piece Formed Aluminum Air Conditioning Duct, Completely Surrounded By EPS Insulation.
5. Bubble-Wrapped Foil Insulation Provides Superior Insulation and Helps Prevent Condensation.
6. Rugged Welded Tubular Aluminum Roof Framing.
7. Rugged Heavy-Gauge Tubular Aluminum, Fixture Welded to Form the Sidewall Framing.
8. High-Density EPS Insulation Provides Superior Lamination and Bonding Characteristics and Insures Greater Energy Efficiency.
9. Interior Wall Panels Securely Laminated to Sidewall Framing.
10. "Super Slick" Fiberglass Exterior Vacuum-bond Laminated to Sidewall Framing for Lasting Beauty and Durability.
11. High-Quality Stain-Resistant Carpeting Available in Designer Coordinated Colors.
12. Extra-Thick Padding Under Carpet Provides Extra Comfort and Increases Carpet Durability.
13. Seamless Structurewood Floor Decking Laminated to Steel Floor Structure Assures a Quiet, Long-Lasting Rigid Floor.
14. Heavy-Gauge Tubular Steel Framing, Fixture Welded for Extra Strength and Stability.
15. Heavy-gauge Steel I-Beam Floor Truss System Provides the Strongest Foundation in the Industry.
16. Seamless Layer of Galvanized Steel Securely Attached to the Steel Floor Framing.
17. Galvanized Steel Used to Form Each Storage & Holding Compartment.
18. Durable All-Weather Carpeting Completes Each Accessible Storage Compartment, Providing Extra Protection for Luggage and Valuables.
19. Rust-Prohibitive Paint Coating Applied to All Steel Framing Assures Corrosion and Rust Protection.
20. The Industry's Strongest, Most Spacious Exterior Storage Compartments.



NICKEL PLATE HARDWARE



GULF STREAM
COACH, INCORPORATED
FAMILY VALUE



MODEL 8378



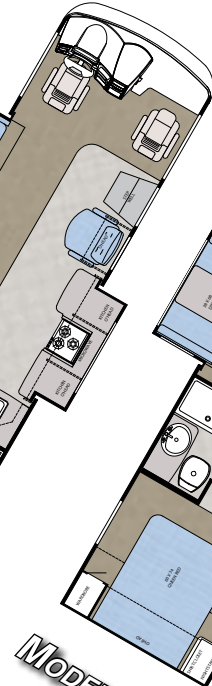
MODEL 8359



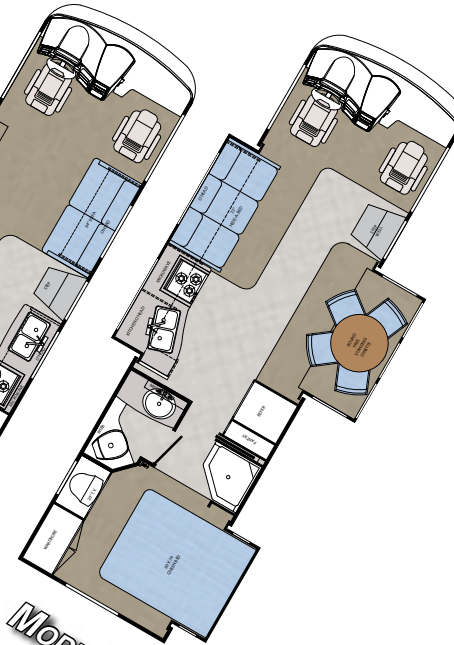
MODEL 8358



MODEL 8357



MODEL 8330



MODEL 8295

Chassis	Ford
Engine	V-10
Fuel	75
GVWR	22,000
Length	36'-8"
Width	100"
Height w/AC	12'-0"
Interior Height	84"
Wheelbase	242"
Fresh	63 gal.
Grey	40 gal.
Black	40 gal.
LP Gas Tank	48 lbs.
Furnace (BTU's)	40,000
A/C Front (BTU's)	13,500
Water Heater w/DSI	6 gal.

Chassis	Ford
Engine	V-10
Fuel	75
GVWR	22,000
Length	35'-0"
Width	100"
Height w/AC	11'-10"
Interior Height	84"
Wheelbase	228"
Fresh	60 gal.
Grey	40 gal.
Black	40 gal.
LP Gas Tank	48 lbs.
Furnace (BTU's)	40,000
A/C Front (BTU's)	13,500
Water Heater w/DSI	6 gal.

Chassis	Ford
Engine	V-10
Fuel	75
GVWR	22,000
Length	35'-0"
Width	100"
Height w/AC	11'-10"
Interior Height	84"
Wheelbase	228"
Fresh	60 gal.
Grey	40 gal.
Black	40 gal.
LP Gas Tank	48 lbs.
Furnace (BTU's)	40,000
A/C Front (BTU's)	13,500
Water Heater w/DSI	6 gal.

Chassis	Ford
Engine	V-10
Fuel	75
GVWR	22,000
Length	35'-8"
Width	100"
Height w/AC	11'-10"
Interior Height	84"
Wheelbase	228"
Fresh	60 gal.
Grey	40 gal.
Black	40 gal.
LP Gas Tank	48 lbs.
Furnace (BTU's)	40/25 K
A/C Front (BTU's)	13,500
Water Heater w/DSI	6 gal.

Chassis	Ford
Engine	V-10
Fuel	75
GVWR	20,500
Length	33'-0"
Width	100"
Height w/AC	11'-10"
Interior Height	84"
Wheelbase	208"
Fresh	60 gal.
Grey	40 gal.
Black	40 gal.
LP Gas Tank	48 lbs.
Furnace (BTU's)	40,000
A/C Front (BTU's)	13,500
Water Heater w/DSI	6 gal.

Chassis	Ford
Engine	V-10
Fuel	75
GVWR	20,500
Length	30'-8"
Width	100"
Height w/AC	11'-10"
Interior Height	84"
Wheelbase	208"
Fresh	57 gal.
Grey	36 gal.
Black	36 gal.
LP Gas Tank	48 lbs.
Furnace (BTU's)	40,000
A/C Front (BTU's)	13,500
Water Heater w/DSI	6 gal.

Holding tank capacities (both fresh water and waste water) are volume calculations based on overall tank dimensions. The capacities may differ from published calculations due to the result of tank installation, tank material variation, tank fitting locations and other plumbing variables.



STANDARD EXTERIOR GRAPHICS



OPTIONAL PAINTED SKIRT



OPTIONAL FULL BODY PAINT

**24 MONTH
24,000 MILE
WARRANTY
ON STRUCTURAL
COMPONENTS***

1 year or 12,000 mile total use warranty under normal use against defects in material and/or workmanship in construction and original components. *For purposes of this warranty, structural components shall be limited to the structure of the side walls, front and back walls, roof and floor. See the official written Gulf Stream Coach, Inc. Warranty for details.

Coach-Net®
24 HR. EMERGENCY ROADSIDE ASSISTANCE

- One Year Coach-Net Membership
- Towing and Winching
- Flat Tire Change
- Mobile Mechanic
- Delivery of emergency fluids
- Jump-Start / Battery Boost
- Lockout

Chassis

- 20,500 GVWR FORD W/19.5" TIRES (8295 8330)
- 22,000 GVWR FORD W/22.5" TIRES (NA 8295 8330)

Décor

- LINOLEUM IN KITCHEN, BATH, HALL & ENTRY
- LAMINATED COUNTERTOPS
- GROVE PARK ASH CABINETRY W/ HARDWOOD DOORS
- PULL SHADES
- METAL MINI BLIND – KITCHEN
- PRIVACY CURTAIN
- CARPETED CEILING LINER
- MIRRORED MEDICINE CABINET
- BRUSHED NICKEL HARDWARE

Heating & Cooling

- DASH A/C
- 13,500 BTU DUCTED ROOF A/C
- 35,000 BTU DUCTED FURNACE (8295 8330 8358)
- (1) 40,000 BTU & (1) 25,000 BTU FURNACE (8357)
- (1) 40,000 BTU & (1) 20,000 BTU FURNACE (8359)
- 40,000 BTU DUCTED FURNACE (8378)

Miscellaneous

- CARPETED ENGINE COVER
- CARPETED STORAGE BIN
- WHEEL COVERS
- DEAD BOLT LOCK ENTRY DOOR
- ENTRY DOOR ASSIST BAR
- HYDRAULIC JACK LEVELING SYSTEM PREP
- 5000 LB TRAILER HITCH
- EXTERIOR SIDE VIEW MIRRORS
- SLIDE OUT TOPPER(S)
- DELUXE VINYL WRAPPED MAIN AWNING

Electrical

- 15" LCD COLOR TV ACROSS FROM BUNKS (8359)
- CABLE TV HOOK UP
- DVD READY
- EMERGENCY START SWITCH IN DASH
- OVERHEAD DEFROST BLOWER
- MAP LIGHTS
- PANCAKE LIGHTS THROUGHOUT
- PORCH LIGHT
- AM/FM/CASSETTE STEREO W/CD PLAYER & SPEAKERS
- ANTENNA W/AMP, BOOSTER & (2) JACKS
- CB ANTENNA
- DSS PREP (TRIPOD)
- SAMSUNG 24" FLAT SCREEN COLOR TV IN FRONT OVERHEAD
- AUTO ELECTRIC STEP
- FLIP DOWN TV TRAY (8330)

Bath

- SHOWER W/SURROUND & PLEATED DOOR (8330)
- SHOWER W/GLASS DOOR & SURROUND (NA 8330)
- POWER VENT IN COMMODE & SHOWER AREA
- SKYDOME IN BATH

Power

- 4.0 GENERAC GENERATOR
- (2) AUXILIARY BATTERIES (GROUP 27)
- BATTERY DISCONNECT
- 30 AMP SERVICE W/AUTO TRANSFER SWITCH & 45 AMP CONVERTER

Furnishings

- 60 X 74 BED W/DELUXE INNERSPRING MATTRESS (NA 8358)
- 75 X 80 KING BED W/DELUXE INNERSPRING MATTRESS (8358)
- (2) BUNK BEDS (8359)
- COMFORT PLUS DINETTE BOOTH BED (NA 8295)
- FS ROUND DINETTE W/(2) RESIDENTIAL DINING CHAIRS (8295)
- SOFT TOUCH PILOT SEAT
- SOFT TOUCH CO-PILOT SEAT
- 3-POINT SEAT BELTS
- VANITY BENCH (8295 8357 8358 8359 8378)
- PLEATED PRIVACY DOOR
- (2) BEDROOM CHAIRS W/OTTOMANS (8378)
- SINGLE BARREL CHAIR (PS) (8357 8358 8359 8378)
- CLOTH J-KNIFE SOFA (PS) (8330)
- CLOTH J-KNIFE SOFA (DS)
- SOFT TOUCH EURO RECLINER & OTTOMAN (PS) (8295)

Appliances

- SM DOUBLE DOOR 2-WAY REFER (RM2652)
- MONITOR PANEL
- 30" OTR CONVECTION MICROWAVE
- 3-BURNER TOP
- 6-GAL ELECTRIC IGNITION WATER HEATER W/BY-PASS VALVE
- 48# LP GAS BOTTLE
- LP GAS LEAK DETECTOR
- CARBON MONOXIDE DETECTOR

Exterior/Structural

- "CRADLE OF STRENGTH" CONSTRUCTION:
 - Welded Steel Sub-Floor Truss System
 - 1-1/2" Tubular Metal Cage Construction on Sidewalls & Roof
 - Insulated Floors w/Virtually Seamless Structurewood Decking
 - Vacuum-Bond Laminated 2" Thick Sidewall Construction

- LAMINATED FIBERGLASS ROOF
- SLICK WHITE FIBERGLASS EXTERIOR WALLS
- SINGLE PANE RADIUS WINDOWS
- ALUMINUM SKIN TRUNK DOORS W/SLAM LATCHES
- PREMOLDED FRONT & REAR FIBERGLASS CAPS

Popular Options

- ☐ THERMOPANEWINDOWS
- ☐ PAINTEDSKIRT
- ☐ FULLPAINT W/PAINTED GRAPHICS (REQUIRES DLX METAL AWNING # 23551)
- ☐ DELUXEMETAL WRAPPED MAIN AWNING (REQUIRES FULL PAINT # 23723)
- ☐ SAND& BUFF
- ☐ OUTSIDESHOWER FLUSH KIT
- ☐ HEATED& REMOTE EXTERIOR MIRRORS
- ☐ HEATEDHOLDING TANKS
- ☐ REARLADDER (NA 8330)
- ☐ HYDRAULICLEVELING JACKS
- ☐ LOWRANCEGPS NAVIGATION SYSTEM
- ☐ CORIAINKITCHEN COUNTERTOP & MAPLE HARDWOOD INTERIOR
- ☐ 15,000BTU ROOF AC IPO 13,500 ROOF AC
- ☐ BEDROOM11,000 BTU DUCTED AC
- ☐ 3-SPEEDFANTASTIC ATTIC FAN
- ☐ 20"SAMSUNG FLAT SCREEN COLOR TV IN BEDROOM (NA 8330)
- ☐ COLORBACK UP MONITOR W/AUDIO
- ☐ DVDPLAYER
- ☐ 5.5ONAN GENERATOR W/50 AMP SERVICE, AUTO TRANSFER SWITCH & 80 AMP CONVERTER
- ☐ 5.5GENERAC GENERATOR W/50 AMP SERVICE, AUTO TRANSFER SWITCH & 80 AMP CONVERTER
- ☐ F/SBUFFET DINETTE W/(2) RESIDENTIAL DINING CHAIRS IPO BOOTH DINETTE (NA 8295)
- ☐ COMPUTERDESK, (1) BEDROOM CHAIR IPO (2) BEDROOM CHAIRS (8378)
- ☐ (2)FOLDING CHAIRS
- ☐ H-A-BSOFA (DS)
- ☐ POWERPILOT SEAT
- ☐ EURORECLINER IPO BARREL CHAIR (PS) (NA 8295 8330)
- ☐ LG2-WAY DOUBLE DOOR REFER
- ☐ RAISEDREFER PANELS

GULF STREAM

COACH, INCORPORATED
FAMILY VALUE

**DEDICATED TO QUALITY,
INNOVATION AND
VALUE.**

GULF STREAM



COACH, INCORPORATED
FAMILY VALUE

Gulf Stream Coach

has been a manufacturer of recreational vehicles for over 20 years. Our slogan, "Family Value", speaks to our family-owned company, the value offered in our products and to our customers.

We use advanced manufacturing techniques to build everything from entry-level travel trailers to luxury motorhomes. We offer the largest product line in the industry.

RV dealers and consumers look to Gulf Stream for high-value products offering quality construction, innovative features, contemporary design, unmatched service and on-going support.

We'd love to have you as part of the family



The Gulf Streamers RV Club is a valuable benefit to all Gulf Stream owners. Members enjoy staying active and participating in the various rallies and caravans offered throughout the United States and Canada. The Main Stream, the club Magazine, with up-to-date product information, service tips and company highlights. Members benefit from the Emergency Road Service and Gulf Streamers Insurance options. Both are available at competitive rates with friendly, reliable service. The 10% discount program at campgrounds throughout the U.S. and Canada. As a member, you'll receive discounts at National Theme Parks and special attractions, including RV and travel guides, directories and magazines.

Gulf Streamers spend time touring attractions, enjoying fabulous meals, taking in area highlights and shows to help make the most out of your RV experience. Special rallies throughout the year include Gulf Stream supplier seminars, complimentary minor repairs by Gulf Stream technicians, Gulf Stream dealer product displays and round table discussions to voice your product improvement ideas.



POST OFFICE BOX 1005

• YOUR GULF STREAM COACH DEALER •

NAPPANEE, IN 46550

VISIT

WWW.GULFSTREAMRV.COM

OR CALL

1-800-765-8787-EXT. 3288

For more information and available options, contact your local Gulf Stream dealer, www.gulfstreamRV.com or Gulf Stream Coach, Inc. Gulf Stream Coach, Inc., reserves the right to make changes in prices, colors, materials, components and specifications and to discontinue models at any time without notice or obligation. Gulf Stream Coach, Inc., assumes no responsibility for any error in type or print reproduction of specifications or floorplans in this brochure. Photographs may show equipment or items that are optional and are not included in the purchase price of the coach. Test drive and review a current model at your nearest Gulf Stream dealer. © 2002 Gulf Stream Coach, Inc., Nappanee, Indiana U.S.A.