

T W O T H O U S A N D S I X

# TRADEWINDS



NATIONAL RV, INC. • PERRIS, CALIFORNIA



40E BOMBAY - MAPLE




# TRADEWINDS

The Tradewinds name has stood for comfort and quality in luxury diesel motorhomes since 1997. For 2006, Tradewinds has been completely re-imagined from the ground up to showcase the latest innovations in motorhome design. True motorhome enthusiasts demand maximum livability and the comforts of home. Tradewinds achieves this with a higher ceiling, spacious slideouts and smart use of space. And all of this is done with uncompromised attention to comfort and luxury.

40C MAUI - CHERRY



TRADEWINDS 40C WITH MAUI EXTERIOR GRAPHICS



**✓ THE NATIONAL RV ADVANTAGE**  
 Look for this banner throughout the following pages for more information on important features that help make up **The National RV Advantage.**





## Driving Comfort



Tradewinds' ergonomically designed cockpit is built to provide comfort and minimize driver fatigue through the longest legs of your journey. From the the easy-chair comfort of the Kustom-Fit® cockpit seats to the thoughtful arrangement of driver controls and instrumentation, Tradewinds' spacious cockpit will get you to your destination relaxed and ready for adventure.

### ✓ ANOTHER NATIONAL RV ADVANTAGE

#### Kustom-Fit® Seating

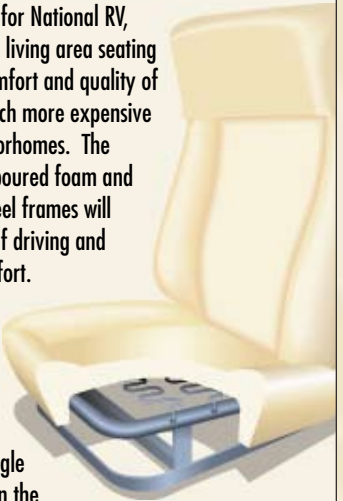
Built especially for National RV, this cockpit and living area seating exceeds the comfort and quality of furniture in much more expensive "highline" motorhomes. The exclusive cold poured foam and fully welded steel frames will provide years of driving and relaxation comfort.

#### COLD POURED SEAT FOAM

Each cushion is formed as a single piece, molded in the correct shape. Competitors' seats are pieced together from blocks of foam which can come unglued and fall apart. This seat foam is so durable it carries a 10 Year Warranty.

#### STEEL SEAT FRAME

Constructed of welded tubular steel for superior strength; carries a lifetime warranty.



**1** Tradewinds' cockpit is a study in comfort, simplicity and efficiency. Instruments and controls are intuitively arranged and within easy reach. The comfortable Kustom-Fit® Ultraleather™ driver seat features 6-way power and a swivel base.

**2** Full-width electric sun visor and manual side window sun shades provide customizable driving comfort.

**3** The full-width electric sun visor doubles as a privacy screen when fully lowered.



1

# This Is Living!



Tradewinds' impressive 7' 1" ceiling height and multiple slide-out floor plans provide maximum livability. The abundant living spaces, comfortable furnishings and luxurious appointments provide the perfect quarters for relaxation or entertaining guests.

✓ **ANOTHER NATIONAL RV ADVANTAGE**

**DuraSlide™ Flush Wall Slide-Out System**



National RV's exclusive DuraSlide™ flush wall slide-out system provides more than just great looks. It is a testament to the engineering and quality manufacturing that go into every National RV motorhome.

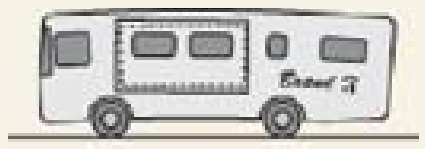


**Flush Exterior Surface with Slide-Out Closed**

With the slide-out fully retracted, the side of the coach has a smooth, flush surface at the slide-out seal. Double wipers with integrated bulb seals provide a positive seal even when the slide-out is in motion, keeping the weather outside and your cozy climate inside.

**WHY DON'T ALL MOTORHOMES COME WITH FLUSH SLIDE-OUT SEALS?**

National RV's careful engineering and tight manufacturing tolerances are what make the flush slide-out seal possible. The system depends on the rigid coach framework that National RV's DuraFrame and tubular steel coach body framework provides.



Manufacturers who cut costs by building cheaper, less rigid motorhomes need to hide the resulting gaps and poorer fit by using a wide, overlapping cover along the slide-out seams.



2



3

- 1 40D TRINIDAD - MAPLE Cockpit seats swivel to face the living room, creating a comfortable conversation area.
- 2 40E BOMBAY - MAPLE Models 40E and 40F feature a large entertainment center in the curbside slide-out, complete with an eye-level flat screen TV.
- 3 40D TRINIDAD - MAPLE The Ultraleather™ Euro-recliner is a comfortable place to relax.



4

4 40E BOMBAY - MAPLE Every Tradewinds floor plan boasts two spacious living area slide-outs.

# Fine Dining



Discover the joy of cooking in Tradewinds' spacious kitchen. Such amenities as expansive Corian® counter tops, deep cabinets, large refrigerators, high-output cooktop and convection/microwave oven will help you create meals as easily—and *deliciously*—as you do in your home kitchen.



1



4

**✓ ANOTHER NATIONAL RV ADVANTAGE**

**Genuine Corian® Solid Surface Counter Tops**

National RV insists on using only genuine Corian® solid surface materials on all of our kitchen counter tops. Other manufacturers cut costs by using imitation materials or laminates cleverly disguised with solid edge moldings. But we insist on the *real thing*. Nothing is as durable, impervious to stains and resistant to scratching than genuine Corian®.



2

**1** 40C MAUI - CHERRY Spacious kitchens feature expansive Corian®-topped counters and abundant cabinet space. Tiled backsplashes with designer inlays and hand-laid ceramic tile floors add beauty and functionality. Convection/microwave oven makes quick work of meal preparation.


**2** 40E BOMBAY - MAPLE Stainless steel under-mount sink with premium single-lever faucet and filtered water dispenser.

**3** 40E BOMBAY - MAPLE The huge 4-door refrigerator includes an ice maker and through-the-door chilled water dispenser. Pantry features convenient slide-out trays.


**4** 40C MAUI - CHERRY Upholstered free-standing chairs accompany the pull-out dining table and wall shelf/storage unit.

**5** 40C MAUI - CHERRY The convenient central vacuum system includes receptacles in the kitchen and bedroom areas.


**6** 40C MAUI - CHERRY Easily sweep up with the built-in floor-level vacuum door.



3



5



6



## Bed & Bath



Tradewinds' tastefully appointed bedroom suites feature one or two spacious slide-outs and National RV's exclusive, true queen-sized pillow top comfort mattress. Dual wash basins are among the thoughtful bathroom appointments featured in every Tradewinds floor plan.

### ✓ ANOTHER NATIONAL RV ADVANTAGE

#### 1-Piece Fiberglass Shower

Manufactured "in-house" at National RV to ensure quality, this shower is crafted of thick fiberglass with plenty of reinforcement for a sturdy, rigid feel. Step into a competitor's shower and you'll feel the difference as the plastic or lower quality fiberglass shower pan gives under your weight.

#### NATIONAL RV SHOWER:



#### COMPETITORS' SHOWER:



One-piece construction means there are no seams in the shower enclosure where leaks can develop or mold and mildew can thrive. Built for years of trouble-free use, our one-piece reinforced fiberglass shower is truly a *National RV Advantage!*



**1** 40C MAUI - CHERRY Large bedroom slide-outs provide plenty of space for moving about the queen bed and wardrobe.

**2** 40C MAUI - CHERRY Every Tradewinds bedroom features an abundance of cabinets and drawers for ample storage. 40C and 40E also feature a vanity with stool and a clothes hamper built into the dresser.

**3** 40D TRINIDAD - MAPLE A second bedroom slide-out in 40D and 40F adds even more living area to the spacious Tradewinds bedroom. Also shown are the 20" flat screen TV and optional washer/dryer.

**4** National RV's exclusive Sandpiper Deluxe™ full queen size (60" x 80") comfort pillow-top mattress.

**5** Stylishly designed glass shower enclosure with brushed nickel hardware.

**6** 40E BOMBAY - MAPLE The private toilet room features its own window and wash basin with medicine cabinet.

**7** 40C MAUI - CHERRY Every Tradewinds features his and hers wash basins. The main bathroom lavatory features a large stainless steel undermount sink and plenty of cabinets and drawers.





## Form & Function



Tradewinds' exterior offers styling and functionality commensurate with its opulent interior. Modern automotive lines boldly proclaim Tradewinds' presence on the road or in the resort. The stylishly contoured full fiberglass front and rear caps, smooth fiberglass walls and roof, and formed aluminum compartment doors are enveloped in rich 4-color full body paint graphics.

### ✓ ANOTHER NATIONAL RV ADVANTAGE

#### Circular Airflow™ Climate Control System

Using a powerful Coleman® basement-mounted air conditioner and heat pump combined with National RV's dual in-ceiling cold air ducts, Tradewinds achieves true residential style circular flow of properly cooled or heated, filtered air. The Coleman® unit features dual compressors which work together for optimum cooling efficiency — the second unit comes online only when needed. National RV's unique rear output duct works in concert with the ceiling vents and intake registers mounted near the floor to provide truly circular airflow for consistent, even climate control.

When fall comes, the Coleman® basement unit goes into heat pump mode to provide efficient whole-house warming.



### ✓ ANOTHER NATIONAL RV ADVANTAGE

#### 1-Piece Fiberglass Roof

Tradewinds' one-piece fiberglass roof skin is vacuum-bonded directly to the steel roof framework. Fiberglass is much more durable and easier to maintain than rubber, and using one piece eliminates seams which can promote leaks.



2

1 Hand-molded fiberglass front and rear caps are designed and manufactured in-house at National RV to maintain the highest standards of style and quality.

2 European-inspired automotive lighting is stylishly sculpted into Tradewinds' distinctive front and rear caps.

3 Strategically positioned docking lights assist in night time maneuvering and parking.

### ✓ ANOTHER NATIONAL RV ADVANTAGE



#### Superior Storage Compartments

- Side-hinged doors for easy access
- Automotive-style rotary door latches
- Stylish, durable formed aluminum door skins
- Insulated compartment floors and doors
- cavernous pass-through storage bays
- Dual-directional slide-out storage trays (one is standard, a second is optional)



4 National RV's exclusive Circular Airflow™ basement-mounted climate control system enables a taller interior height than coaches with roof-top air conditioners.

5 Patio awnings, rear ladder and optional window awnings bear distinctive black powder-coated hardware.

6 Side-hinged compartment doors afford easy access to storage compartments whether slide-outs are extended or retracted.

7 Dual pane, tinted windows with black frames provide UV protection and enable efficient climate control.

8 Chrome power-controlled, heated low-mount driving mirrors.



### "BIG BOX" DESIGN

Tradewinds' interior height is an impressive 7' 1" to provide a spacious, open living area. This is made possible, in part, by National RV's exclusive Circular Airflow™ climate control system, which employs a basement-mounted air conditioning unit, allowing the coach body to be built taller without the extra height of roof-mounted air conditioners.



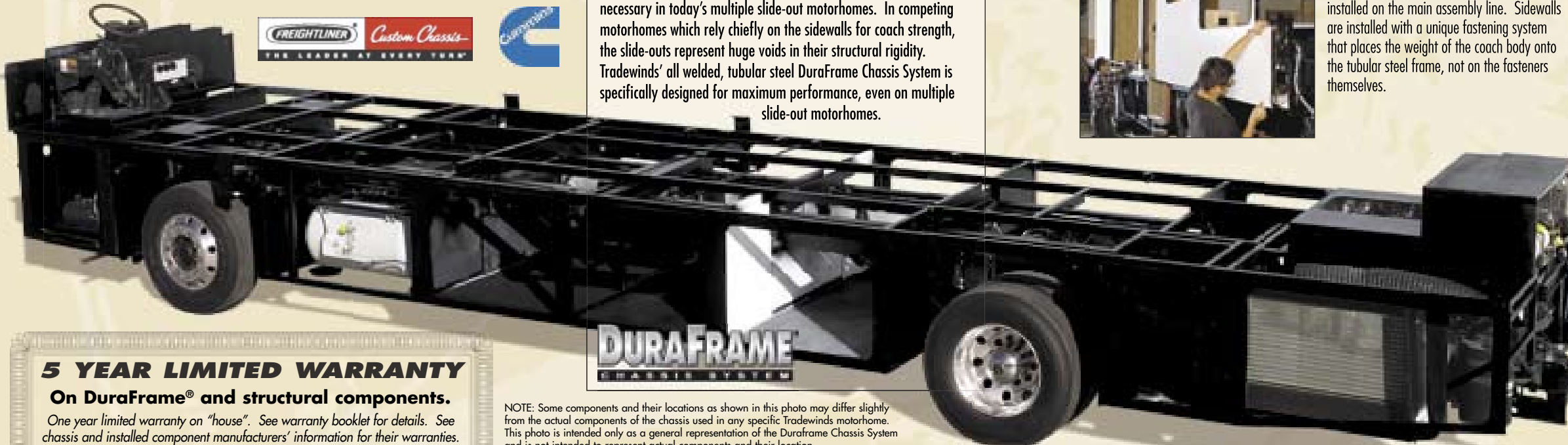
## The Foundation



Every fine home—especially one on wheels—requires a firm foundation. That's why Tradewinds' most impressive attributes are beneath the skin, where sound engineering results in lasting quality.

### FREIGHTLINER® XC-SERIES CHASSIS

- **Raised rail** chassis design yields cavernous pass-through storage bays.
- **400 HP Cummins®** ISL engine with 1,200 ft.-lbs. of torque!
- **6-speed Allison®** MH3000 automatic transmission with electronic shifter.
- **10,000 lb. tow hitch** receiver with 7-pin connector.
- **150 gallons of fuel** capacity for an extended range between fill-ups.
- **Full air-ride** suspension and air brakes with ABS.
- **Polished aluminum** alloy wheels.



### ANOTHER NATIONAL RV ADVANTAGE

#### DuraFrame® Chassis System

Tradewinds uses a completely re-engineered version of National RV's patented DuraFrame® Chassis System to provide unmatched coach strength without placing undue stresses on the coach body. The DuraFrame strategy is to build the necessary coach strength into the subfloor system, rather than rely on the coach body components such as the sidewalls for overall coach strength. This is especially necessary in today's multiple slide-out motorhomes. In competing motorhomes which rely chiefly on the sidewalls for coach strength, the slide-outs represent huge voids in their structural rigidity. Tradewinds' all welded, tubular steel DuraFrame Chassis System is specifically designed for maximum performance, even on multiple slide-out motorhomes.

NOTE: Some components and their locations as shown in this photo may differ slightly from the actual components of the chassis used in any specific Tradewinds motorhome. This photo is intended only as a general representation of the Duraframe Chassis System and is not intended to represent actual components and their location.

### 5 YEAR LIMITED WARRANTY

**On DuraFrame® and structural components.**

*One year limited warranty on "house". See warranty booklet for details. See chassis and installed component manufacturers' information for their warranties.*


### BUILDING THE INDUSTRY'S BEST COACH BODY COMPONENTS



**1** All coach body panels—sidewalls, floor, roof, rear bulkheads and slide-out boxes—are framed in rigid, fully welded tubular steel for superior strength and longevity that other materials just can't match.




**2** Thick EPS block foam insulation is precisely fit into the steel framework of every coach body panel. EPS foam maintains its integrity over time and won't settle and sag like fiberglass blanket insulate does.



**3** Advanced industrial adhesives are carefully metered between each layer of the laminated coach body component. Next the assembly is vacuum bonded to form a single, impervious unit that possess all of the qualities of the input components.



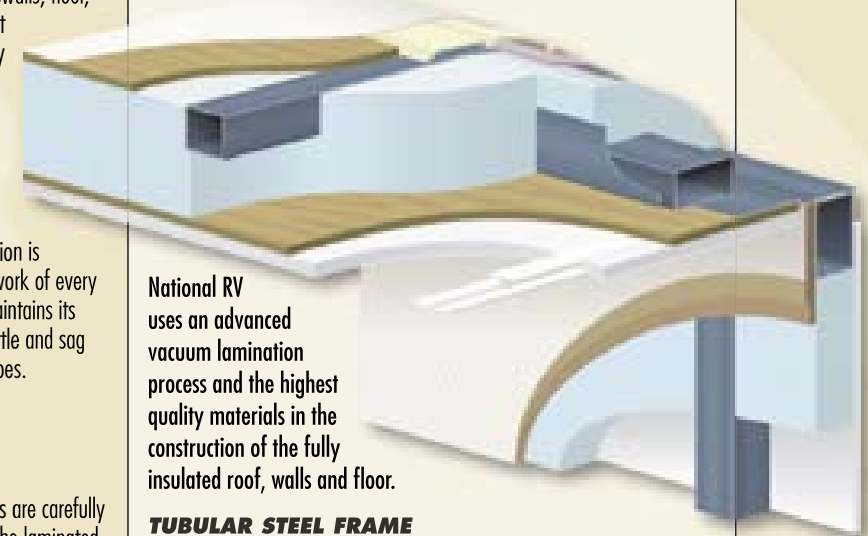
**4** State of the art computer numerically controlled (CNC) routers cut window, slide-out and other openings with amazing precision. National RV invests heavily in the latest technologies to ensure quality and efficiency.



**5** Completed components are carefully installed on the main assembly line. Sidewalls are installed with a unique fastening system that places the weight of the coach body onto the tubular steel frame, not on the fasteners themselves.

### ANOTHER NATIONAL RV ADVANTAGE

#### Superior Coach Body Construction



National RV uses an advanced vacuum lamination process and the highest quality materials in the construction of the fully insulated roof, walls and floor.

#### TUBULAR STEEL FRAME

Stronger and less susceptible to work fatigue than aluminum and won't decay like wood.

#### CROWNED ROOF

The best RV roof in the business is built with arched tubular steel roof trusses. The crowned roof has radius edges for superior runoff.

#### FIBERGLASS ROOF SKIN

A seamless barrier against moisture; more durable and easier to maintain and repair than rubber or aluminum.

#### 1/4" STRUCTURE-WOOD® DECKING

This oriented strand board (OSB) from Weyerhaeuser carries a 25 year warranty and is used for both the roof deck and interior ceiling panel.

#### PADDED VINYL CEILING

Padded vinyl ceiling panels have a smooth appearance, are easy to clean and provide excellent sound deadening.

#### EPS BLOCK FOAM INSULATION

Used throughout the coach in every laminated coach body component. This foam won't settle or sag like spun fiberglass insulation. Insulation is up to 6" thick in the roof, and completely surrounds the coach living areas. It's even in the floor!

#### 1/4" THICK MAHOGANY INTERIOR WALL PANEL

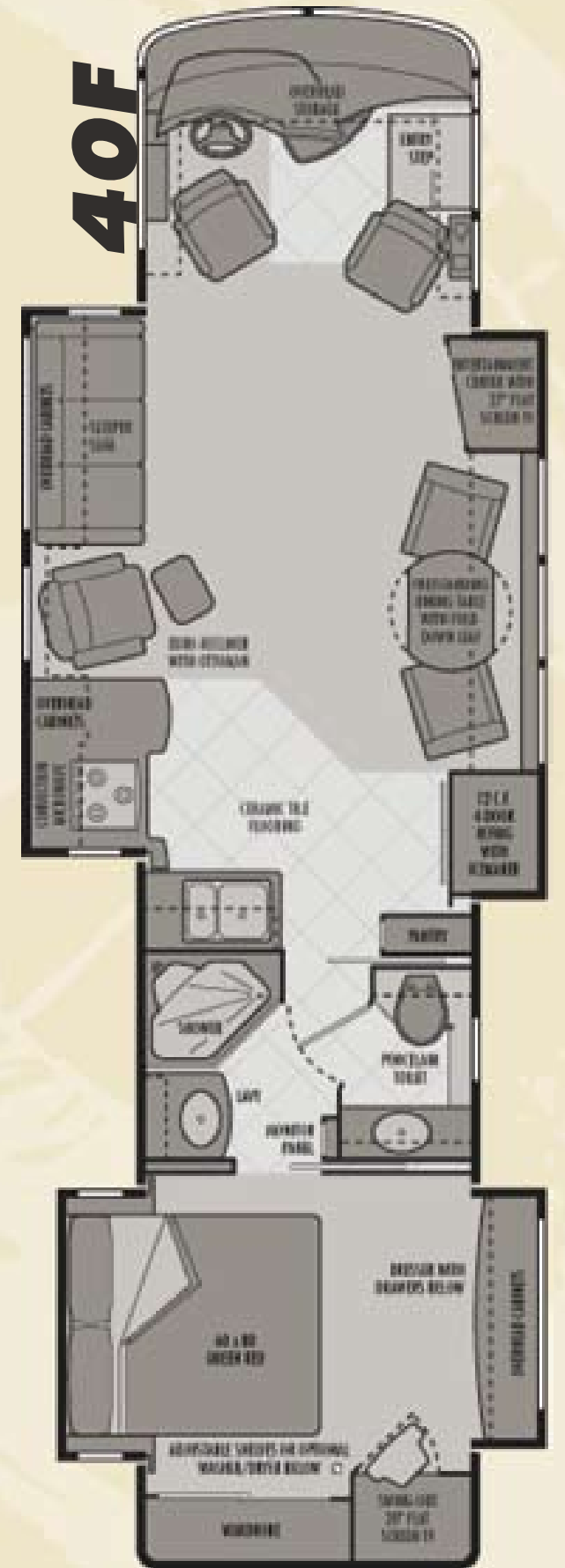
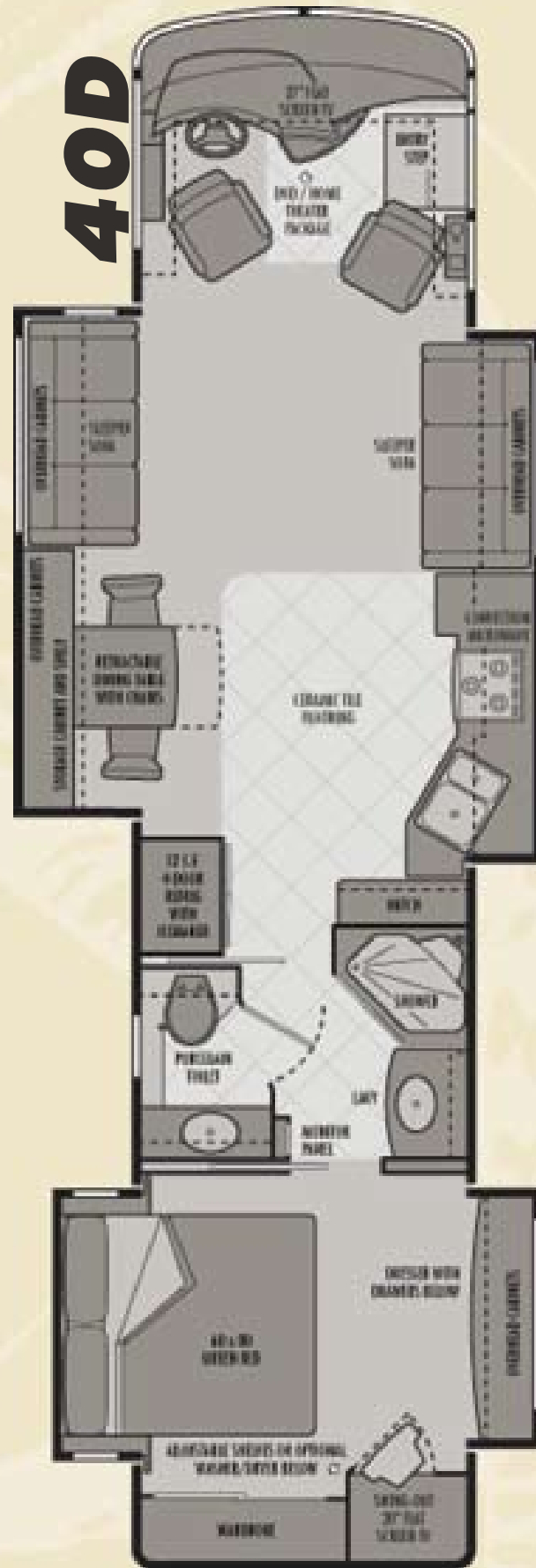
A thick, firm interior wall surface that's tough enough to anchor our cabinetry...and whatever pictures or fixtures you care to hang, wherever you want to hang them. Competitors' thin interior wall surfaces "give" when you push them, revealing their weakness beneath the surface, with reinforcements built in only where necessary to attach cabinets. Our interior wall surfaces are 1/4" thick and rigid throughout!

#### HIGH GLOSS GELCOAT EXTERIOR

Exterior sidewall surface is made of a thick, high gloss fiberglass gelcoat sheet that is laminated directly to the sidewall structure. The result is excellent resistance to delamination and long-lasting great looks.

A Floor Plan to Fit Every Lifestyle...

...Including Yours!



# Features & Specifications



S=Standard O=Optional

## COACH BODY CONSTRUCTION

Duraframe® all steel sub floor construction	S
Steel framed laminated floor	S
Steel framed crowned laminated fiberglass roof	S
Steel framed laminated fiberglass high gloss walls	S
Custom painted four color full body exterior graphics with choice of (3) color packages	S
Front and rear molded high gloss fiberglass caps	S
Soft-touch padded vinyl ceiling	S
Heavy duty electric slide-out room system	S
Insulated aluminum exterior compartment doors with automotive style rotary latches and gas struts	S
Side-hinged compartment doors under slide-out rooms	S
Black aluminum two-piece rear ladder	S
D-ring tie downs in basement storage compartments	S
Automotive undercoating	S
Cockpit steel structure with insulated front bulkhead and dash support	S
Full-width mud flap with logo	O

## COCKPIT FEATURES

Pioneer® AM/FM/CD stereo with Sirius® satellite radio receiver capability	S
Pioneer® AM/FM/CD with GPS navigation system	O
Sirius® satellite radio receiver module and 6-month programming subscription	O
Pioneer® 12-disc CD changer	S
Driver and passenger reading lights with switches	S
Automotive styled dash design with padded vinyl and full gauge package	S
Passenger drink holder/utility tray	S
Pantographic windshield wipers	S
Power steering	S
Electronic cruise control	S
Douglas® tilt and telescoping steering column with 18" VIP® Smart Wheel	S
Adjustable pedals	S
Roof mounted dual chrome trumpet air horns	S
Motorized rear vision system with built-in microphone and color monitor	S

## ANOTHER NATIONAL RV ADVANTAGE

### STANDARD Equipment!

Tradewinds features many standard equipment items that are extra-cost options on competing models. Compare other motorhomes to the features listed here as standard equipment and you'll find that few of them stack up to Tradewinds for *value*.

Chrome power controlled heated exterior mirrors	S
Four high power docking lights	S
Power Gear® fully automatic hydraulic leveling jacks with dash mounted controls	S
Passenger work station with 12V/120V receptacle and phone jack in console	S
Full-width front cockpit electric sunvisor	S
Manual driver side sun shade	S
Cup holders	S
Two 2-speed dash fans	S
Electric stepwell cover	S
Front privacy shades with wands in complimentary color to match interior decor	S
Illuminated stepwell	S

## APPLIANCES & ACCESSORIES

Sony® 27" flat screen TV monitor with front A/V jacks in living area	S
Sony® 20" flat screen TV with front A/V jacks in bedroom	S
Sony® DVD home theater entertainment system	S
12 cu. ft. stainless steel Norcold® 4-door refrigerator with icemaker and in-the-door water dispenser	S
High output three burner cooktop (sealed burners) with flush mount Corian® range cover	S
GE® SpaceSaver stainless steel convection microwave oven with carousel, built-in light and fan	S
Cable TV hook-up and multiple telephone jacks	S
TV antenna with booster	S
Pre-wired with satellite dish	S
Low profile Kingdome® automatic stationary satellite dish	O
Combination washer/dryer	O
Dual directional roll-out compartment storage tray	S
Second dual directional roll-out compartment storage tray	O
Central vacuum system with (3) ports	O

## FURNITURE

Soft-touch Ultraleather™ 6-way power driver recliner seat with swivel base and manual passenger recliner seat with swivel base	S
Soft-touch Ultraleather™ 6-way power passenger recliner seat with swivel base and power footrest	O
Hide-A-Bed fabric sleeper sofa with air mattress	S
Hide-A-Bed soft touch Ultraleather™ sleeper sofa with air mattress	O
Freestanding soft touch Ultraleather™ swivel Euro-recliner chair with ottoman	S

## INTERIOR

<b>Throughout Coach</b>	
Maple paneling and doors	S
Cherry paneling and doors	O
Walnut paneling and doors	O
Solid wood raised panel cabinet doors and face framing	S
Drawers with ball bearing roller guide design with full extension galley and pantry guides	S
Dual stainless steel lavy sinks	S

## Cockpit

Ceramic tile flooring at front entry	S
<b>Living Area</b>	
Plush carpet with deluxe pad	S
Day/night shades with designer valances	S
Booth dinette with Corian® table top and slide-out storage drawers	O
Dining table/cabinet with built-in table extension, two high-back wooden chairs and two wooden folding chairs	S
<b>Kitchen Area</b>	
Corian® kitchen countertop with decorative color coordinated edge and Corian® sink covers	S
Stainless steel under-mount kitchen sink	S
Ceramic tile and Corian® galley backsplash	S
Ceramic tile flooring	S
Venetian blind and valance	S

## Bath Area

Ceramic tile flooring	S
Corian® lavy top with decorative color coordinated edge	S
Insulated skylight in shower	S
Window, valance and blind in the private toilet room	S

## Bedroom Area

Black-out shades with designer valances	S
"Sandpiper Deluxe" residential-style innerspring pillow top queen size mattress (60"x 80")	S
Coordinating bedspread, pillows and shams	S
Corian® nightstand tops with decorative color coordinated edge	S
Cedar lining in wardrobe cabinet	S
Rear wardrobe with mirrored sliding doors	S
Corian® topped dresser with drawers and laundry hamper	S

## ANOTHER NATIONAL RV ADVANTAGE



### Superior Electrical System

The fully self-contained Tradewinds brings along its own power generating and switching station to keep your appliances, heating and cooling powered up. It's like owning your own power company! See the "Electrical Systems" section for a complete listing of components.

## ANOTHER NATIONAL RV ADVANTAGE



### Superior Plumbing System

Tradewinds' service compartment is the control center for the full-featured plumbing system. See the "Plumbing Systems" section for details.

Hardwood louvered washer/dryer doors below TV	S
<b>ELECTRICAL SYSTEMS</b>	
50 Amp 120/240V distribution panel	S
50 Amp shore power cord with electric reel and activation switch	S
12V push button circuit breaker distribution panel	S
40 watt solar panel with LED indicator	S
Onan® 8.0 kW Quiet Diesel generator	S
2,000 watt inverter/converter with remote control panel	S
(4) 6V deep cycle house batteries	S
(2) 1900 CCA 12V maintenance-free chassis batteries	S
Systems monitor panel with built-in volt meter	S
Battery disconnect switch	S
120V patio receptacle and telephone jack	S
Three water pump switches (kitchen, bath and service station)	S
Courtesy light at entry-door switch panel	S
Fixed spotlights in slide-out overhead on dimmer switches	S
Lights in exterior storage compartments	S

## PLUMBING SYSTEMS

<b>Coach Exterior</b>	
Heated and insulated holding and water tanks	S
Pressurized water fill with regulator	S
Water heater bypass valve	S
Winterization antifreeze inlet to pump	S
Holding tank rinsing system (black tank only)	S
Outside shower	S
City water hose reel	S
<b>Kitchen Area</b>	
Water filter	S
Single lever faucet with detachable gooseneck sprayer	S
<b>Bedroom Area</b>	
Porcelain toilet with hand sprayer	S
Designer glass shower enclosure with (2) towel bars	S
One-piece neo-angled fiberglass shower with seat	S
Single lever stainless steel lavy faucet	S
Pre-plumbed for washer/dryer	S
10 gallon, quick-recovery water heater with direct spark ignition (gas/electric)	S

## SAFETY FEATURES

Fire extinguisher	S
-------------------	---

Deadbolt lock on entrance door	S
Keyless entry with keypad and remotes	S
120V GFI protected circuits (kitchen, bath and exterior)	S
Smoke, carbon monoxide (CO) and LPG detectors	S
Driver and passenger three point seatbelts	S
Emergency exit window(s)	S
Interior assist handle(s)	S
Deluxe acrylic exterior assist handle	S

## WINDOWS, DOORS & AWNINGS

Insulated and tinted dual pane windows	S
Power double entrance step with light and anti-skid surface	S
Entrance door with clear glass, shade and screen door	S
Tinted skylight in bathroom	S
Ventilated windows on sides of slide-out rooms (lounge and bedroom slides only)	S
Electric patio awning with metal cover	S
Electric entry door awning	S
Slide-out topper awnings	S
Living room and bedroom window awning package	O
Exterior windshield sun screens	O

## CLIMATE CONTROL SYSTEMS

Coleman® 2-ton high efficiency basement mounted air conditioner and heat pump with ceiling ducts and switch for 50A/35A modes	S
Dual furnaces (35,000 BTU front and 20,000 BTU rear)	S
12V Fan-Tastic® Vent with wall thermostat and rain sensor in living area	S
12V Fan-Tastic® Vent multi-speed fan with rain sensor in bathroom	O
12V roof exhaust fan in bathroom	S
Ceiling fan in bedroom	S
Dash automotive heating and air conditioner system with defroster	S

## WEIGHTS & MEASUREMENTS


WEIGHT RATINGS (IN LBS.)	40C	40D	40E	40F
Gross vehicle weight rating	32,000	32,000	32,000	32,000
Gross combined weight rating	42,000	42,000	42,000	42,000
Front gross axle weight rating	12,000	12,000	12,000	12,000
Rear gross axle weight rating	20,000	20,000	20,000	20,000
MEASUREMENTS	40C	40D	40E	40F
Wheelbase	262"	262"	262"	262"
Overall length	40' 5"	40' 5"	40' 5"	40' 5"
Overall height <sup>1</sup>	12' 3"	12' 3"	12' 3"	12' 3"
Interior height	85"	85"	85"	85"
Interior Width	96½"	96½"	96½"	96½"
Exterior width	101½"	101½"	101½"	101½"
TANK CAPACITIES (IN GALLONS)	40C	40D	40E	40F
Water heater capacity	10	10	10	10
Fresh water cap. (including water heater)	110	110	110	110
Gray tank capacity	60	60	60	60
Black tank capacity	60	60	60	60
LP-Gas (volume w.c.)	50.6	50.6	50.6	50.6

NOTES: <sup>1</sup> Overall height listed is measured to the top of the ladder, which is the highest point of the coach with standard equipment. Add 7" to the stated overall height for units equipped with the Kingdome satellite dish option.

Specifications and equipment are subject to change without notice.



**GETAWAY RALLIES**  
Getaways are the highlight of National RV Owners Club membership. These well-organized events are a great opportunity to meet other RV enthusiasts. GetAways are held throughout the year at interesting locations across the United States. Quality entertainment, great food and fun activities are all part of every GetAway. You may also seek the assistance of National RV service technicians, tour the latest National RV products and hear the latest news from company officers.



**THE ISLANDER**  
Published for the benefit of all National RV owners, a subscription to *The Islander* is included with your free National RV Owners Club membership.

- Product Spotlights
- Tech Tips
- Events Schedules
- Company News
- GetAways
- Reader's Letters
- Interesting Destinations
- Photos and reports from past events
- Regional club info

Ask your dealer for a complimentary copy of *The Islander*!

## Welcome to the Family



At National RV, we're fanatics for the RV lifestyle! We nurture the National RV family and promote camaraderie among our owners through the National RV Owners Club and local chapters. Membership in the Club is free for all owners of National RV products. Club members share their experiences, learn about their National RV and the RV lifestyle, come together for fabulous GetAway rallies and keep up to date with *The Islander* newspaper.



### SINGLE LOCATION MANUFACTURING

National RV has grown through reinvesting in its own products and facilities in sunny Southern California. Designing and building everything at a single location results in consistent quality across product lines, increased efficiencies and a proud, loyal workforce in the company's home community. When you buy a National RV, you'll never wonder whether it came from our "best" plant. They're all built in Perris, and they're all *the best we can do.*



### Take The Tour!

Come to the factory and see for yourself the quality workmanship that goes into every national RV motorhome. Walk the assembly line and see how raw steel, fiberglass and other raw materials are skillfully crafted into a complete, finished motorhome.

Tours are conducted at 3:00 PM M-F from the main entrance of our manufacturing facilities at 3411 N. Perris Blvd., Perris, CA.



### FACTORY SERVICE CENTERS

In addition to hundreds of trained service technicians at dealers throughout North America, National RV operates large Factory Service Centers in California and Florida. This ensures that the expertise and parts to fix any problem are readily available either at your local dealer or one of these centers.



## Experience



Over the past 42 years, National RV has grown from a small camper manufacturer to one of America's premiere builders of class "A" motorhomes. In that time we've learned a thing or two about building and backing quality motorhomes that last. That's why so many of our owners come back to National RV to make their next motorhome purchase. Our quest for increasing levels of quality and customer service is never ending.

### EMERGENCY ROADSIDE ASSISTANCE

National RV provides a complimentary first year of coverage by Coach Net®, America's leading provider of 24-hour emergency roadside assistance. In addition to emergency towing, Coach Net® provides free trip planning, service scheduling assistance, travel maps, coverage for your towed vehicle and much more.

# Interior & Exterior Color Choices

## MAUI



## BOMBAY



## TRINIDAD




## INTERIOR CABINETRY WOOD CHOICES



Maple (STD)



Cherry (OPT)



Walnut (OPT)



**NATIONAL R.V., INC.**  
 3411 N. Perris Boulevard  
 Perris, California 92571  
 (800) 322-6007 • Fax (951) 943-8498

[www.nationalrv.com](http://www.nationalrv.com)

©2005 National R.V., Inc. Due to continuing product improvements, colors, specifications and equipment are subject to change without notice.

V2 • DEC 05



National RV, Inc. is a subsidiary of National RV Holdings, Inc., a public company whose shares are traded on the New York Stock Exchange under the symbol **NVH**. Please see [www.nrvh.com](http://www.nrvh.com) for more information.



YOUR AUTHORIZED TRADEWINDS DEALER IS: